

# MILLIMETRICA

ENNIO AROSIO



All the charm of a space entirely dedicated to the wardrobe: geometries that fit in every architectural space, modularities that can be perfectly customized, and a wide range of accessories and complements.

TYPE / WALK-IN CLOSETS

**MisuraEmme®**



## DESIGNER

ENNIO AROSIO

Well-known Italian designer, in the business since the Seventies in the Furniture field, he cooperates constantly with national and international Brands. For him “planning” means to interpret reality and observe needs and wishes, to take inspiration from emotions and suggestions. He is convinced that design is everywhere: in a rock, in a drop, in a smile, in a sound. The designer’s duty is to pick out these sources of inspiration, and interpreting them. His job has two directions: one is research, the other is daily experience. In other words: theory and practice. His creations are solid, aimed to satisfy the needs of the always changing ways of modern living, because social and cultural changes are continuously in evolution and trends more and more evanescent. His projects are characterized by clean design, care for details, and use of quality materials. He was capable of overcoming cultural and geographical barriers combining western pragmatism with sensitiveness typical of the East. Fully versatile consultant for several Companies in the furniture branch, he follows the whole creative process, from research and development to market strategy, from product selection to stand set-up, from exhibition layout to communication.



**MisuraEmme®**

# SIDE PANEL / BASE SHELF / TOP SHELF FINISHINGS


## MATT LACQUERED COLOURS



## MELAMINE



877  
Ambience



878 Olmo  
tranchè



866 Cenere



853 Tabacco




843 Panama  
Grey



879  
Shantung di  
Seta



841 Metallic  
Champagne



842 Metallic  
Dark Bronze




840 Metallic  
Graphite

# FRAME PANEL FINISHINGS

## METALS



524  
Verniciato  
Canna di  
fucile



531  
Verniciato  
Dark Bronze

# BACK PANEL FINISHINGS

## MATT LACQUERED COLOURS



### VARNISHED GLASS



01 Gesso

8B Caolino

9G Ostrica

6B Grigio  
Pietra

14 Nero

02 Talco

9F Sand



4G Argilla



8C  
Cappuccino

5B Grigio  
Lava


72 Sabbia

8A Beige

9T Toffee

93 Melange

13 Sepia



09 Wengè



98 Oliva

8S Giallo

9B Senape

94 Marsala

81 Fuoco

95 Ruggine

9H Petrolio



9E Deep Blu

### FROSTED VARNISHED GLASS



01 Gesso

8B Caolino

9G Ostrica

6B Grigio  
Pietra

14 Nero

02 Talco

9F Sand



4G Argilla



8C  
Cappuccino

5B Grigio  
Lava

72 Sabbia

8A Beige

9T Toffee

93 Melange

13 Sepia



09 Wengè



98 Oliva

8S Giallo

9B Senape

94 Marsala

81 Fuoco

95 Ruggine

9H Petrolio



9E Deep Blu

## MIRRORS



V07  
Naturale

V16 Fumè

V08 Bronzo

## FROSTED MIRROR



V02  
Naturale

V17 Grey


V11 Bronzo



## MELAMINE



877  
Ambience



878 Olmo  
tranchè



866 Cenere



853 Tabacco




843 Panama  
Grey



879  
Shantung di  
Seta



841 Metallic  
Champagne



842 Metallic  
Dark Bronze



840 Metallic  
Graphite

**MisuraEmme®**