

Designer
Pianca Studio

Raggio



Lussuosa, eccentrica ed elegante, la decorazione diventa protagonista. A catturare lo sguardo sono le incisioni verticali che percorrono la superficie dell'anta, alternandosi come raggi discontinui e disegnando dinamici motivi paralleli. Lucide o opache, impreziosiscono i vetri o gli specchi delle ante. Le maniglie sono ricavate a tutta altezza all'interno dell'anta e sono realizzate in alluminio laccato o con finitura metallizzata.

^{EN} Lush, eccentric and elegant, embellishments steal the show. Vertical incisions run across the surface of the door, alternating like discontinuous rays of light that sketch dynamic, parallel lines. Gloss or matt, they beautify the glass or mirrored door surfaces. The handles run along the whole height of the inner door edge and come in a lacquered aluminium or metallic finish.

Info tecniche

EN Technical info

Aperture

EN Openings

Battente, Scorrevole,
Complanare
EN Hinged, Sliding, Flush
sliding doors

Finiture

EN Finishes

Vetro, EN Glass:
Laccato Opaco o Lucido,
EN Matt or Glossy
Lacquered

+RAL

Specchio, EN Mirror:
Argento, Fumé, Piombo

Maniglia

EN Handle

Laccato Opaco,
EN Matt Lacquered








Finiture Metallo,
EN Metal Finishes:
Bronzo, Oro, Rame,
Titanio, Cromo



Battente
^{EN} Hinged door

P 42.3 - 59 cm
 H 238.5 - 257.7 cm
 su misura

D 16.65" - 23.23"
 H 93.90" - 101.46"
 custom size




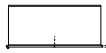
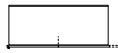
						
L 47.8 cm W 18.81"	L 57.8 cm W 22.76"	L 67.8 cm W 26.69"	L 97.8 cm W 38.50"	L 117.8 cm W 46.38"	L 137.8 cm W 54.25"	L 46.1 cm* W 18.15"*

*No profondità 42.3 cm, ^{EN} Not available depth 16.65"

Scorrevole
^{EN} Sliding door

P 42.3 - 59 cm
 H 238.5 - 257.7 cm
 su misura

D 16.65" - 23.23"
 H 93.90" - 101.46"
 custom size

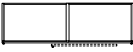
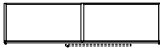
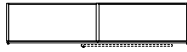
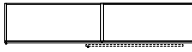
				
L 67.8 cm W 26.69"	L 97.8 cm W 38.50"	L 117.8 cm W 46.38"	L 137.8 cm* W 54.25"*	L 147.8 cm* W 58.19"*

*Larghezza divisa in 2 pannelli, ^{EN} Door divided in 2 panels

Complanare
^{EN} Flush Sliding door

P 59 cm
 H 238.5 - 257.7 cm
 su misura

D 23.23"
 H 93.90" - 101.46"
 custom size

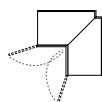
			
L 206 cm W 81.10"	L 246 cm W 96.85"	L 286 cm* W 112.60"*	L 306 cm* W 120.47"*

*Larghezza divisa in 2 pannelli, ^{EN} Door divided in 2 panels

Soluzioni Angolari
^{EN} Corner Solutions

Dimensioni pag. 255 - 259
 P 42.3 - 59 cm
 H 238.5 - 257.7 cm
 su misura

^{EN} Dimensions on page
 255 - 259
 D 16.65" - 23.23"
 H 93.90" - 101.46"
 custom size



Battente
^{EN} Hinged
 doors



Scorrevole
^{EN} Sliding
 doors

Attrezzatura
EN Accessories

Ripiani

EN Shelves

Tipologie

EN Types

01
Ripiano in legno*,
 EN **Wooden shelf***
 Sp 4 cm, Th 1.57"

P 39.5 - 51.1 cm
 L 37.8 - 47.8 - 57.8 - 67.8
 77.8 - 97.8 - 117.8 - 128.8
 137.8 - 147.8 cm

D 15.55" - 20.12"
 W 14.88" - 18.81" - 22.76"
 26.69" - 30.63" - 38.50"
 46.38" - 50.71" - 54.25"
 58.19"

Angolo, EN Corner
 Terminale, EN Terminal

02
Ripiano in pelle sintetica
con bordo in materico*,
 EN **Synthetic leather shelf**
with materico edge*
 Sp 4 cm, Th 1.57"

P 39.5 - 51.1 cm
 L 37.8 - 47.8 - 57.8 - 67.8
 77.8 - 97.8 - 117.8 - 128.8
 137.8 - 147.8 cm

D 15.55" - 20.12"
 W 14.88" - 18.81" - 22.76"
 26.69" - 30.63" - 38.50"
 46.38" - 50.71" - 54.25"
 58.19"

03
Ripiano in vetro fumè
 EN **Fumé glass shelf**,
 Sp 1.2 cm, Th 0.47"

P 39.5 - 51.1 cm
 L 37.8 - 47.8 - 57.8 - 67.8
 - 77.8 - 97.8 - 117.8 cm

D 15.55" - 20.12"
 W 14.88" - 18.82" - 22.75"
 - 26.69" - 30.63" - 38.50"
 - 46.38"

04
Ripiano in vetro con telaio
in legno con luce led,
 EN **Glass shelf with wooden**
frame and LED light
 Sp 4 cm, Th 1.57"

P 51.1 cm
 L 47.8 - 57.8 - 67.8 - 97.8
 117.8 cm

D 20.12"
 W 18.81" - 22.76" - 26.69"
 38.50" - 46.38"

* Disponibile anche
 versione a tutta profondità
 per moduli P 42.3 - 59 cm,
 EN Full-depth version
 available for D 16.65" -
 23.23"

Finiture

EN Finishes

Materico: Bianco,
 Borgogna, Canaletto,
 Rovere Laguna, Perlage
 Conchiglia, PerlageTerra

Laccato Opaco,
 EN Matt Lacquered

Pelle Sintetica,
 EN Synthetic Leather:
 Creta, Elephant, Talpa

Vetro, EN Glass:
 Fumé



01



02



03



04

Divisori interni

EN Internal partitions

Modularità

EN Modularity

Divisori a tutta altezza,

EN Full height partitions

P 39.5 - 51.1 cm
H 238.5 - 257.7 - 289.7 cm

D 15.55" - 20.12"
H 93.90" - 101.46" - 114.05"

Presentano un'impronta ogni 6.4 cm per il posizionamento dei ripiani spostabili, EN They have a mark every 2.52" for positioning movable shelves

Finiture

EN Finishes

Materico: Bianco, Borgogna, Canaletto, Rovere Laguna, Perlage Conchiglia, PerlageTerra

Laccato Opaco, EN Matt Lacquered

Divisori da base per moduli battenti, cabina soffietto, EN Partitions fixed on the base for hinged door modules, folding door dressing closet

P 39.5 - 51.1 cm
H 46 - 78 - 110 - 142 - 174 - 206 - 238 cm

D 15.55" - 20.12"
H 18.11" - 30.71" - 43.31" - 55.91" - 68.50" - 81.10" - 93.70

Divisori da base per moduli scorrevoli, moduli complanari, EN Partitions fixed on the base for sliding and flush sliding door modules

P 39.5 - 51.1 cm
H 41 - 73 - 105 - 137 - 169 - 201 - 233 cm

D 15.55" - 20.12"
H 16.14" - 28.74" - 41.34" - 53.94" - 66.54" - 79.13" - 91.73"



Cassettiere

EN Drawer units

Informazioni EN Informations

Sono disponibili elementi interi a uno, due, tre cassetti. Con la sovrapposizione tra loro si possono ottenere multipli a quattro, cinque, sei cassetti. Tutti i cassetti sono dotati di guida invisibile con carrello di scorrimento a rulli, richiamo automatico di chiusura, fermo antigancio e ammortizzatore di chiusura

EN One, two and three-drawer modules are available. Simply by stacking the modules it is possible to create modules with four, five or six drawers. Drawers are equipped with invisible glides with rollers, soft closing a safety locking device.

01
A terra, EN Floor sitting

02
Pensili, EN Suspended

03
Con elementi a T con vano superiore, EN T elements with upper compartment

04
Con elementi a T di pari altezza, EN T elements with the same height

Finiture EN Finishes

Materico: Bianco, Borgogna, Canaletto, Rovere Laguna, Perlage Conchiglia, PerlageTerra

Laccato Opaco,
EN Matt Lacquered

Finiture Top EN Top Finishes

Materico: Bianco, Borgogna, Canaletto, Rovere Laguna, Perlage Conchiglia, PerlageTerra

Laccato Opaco,
EN Matt Lacquered

Pelle sintetica,
EN Synthetic Leather:
Creta, Elephant, Talpa

Attrezzabilità EN Accessories

Telaio estraibile,
EN Pull-out tray

Serratura elettronica,
EN Electronic lock

Accessori pag. 284
EN Accessories pag. 284




01



02



03



04

Frontali cassetti

EN Drawer fronts

Modularità

EN Modularity

01
 Legno, ^{EN} Wood
 H 9 - 18 - 36 cm
 H 3.54" - 7.09" - 14.17"

02
 Vetro, ^{EN} Glass
 H 18 - 36 cm
 H 7.09" - 14.17"

03
 Con oblò, ^{EN} See-through
 glass front
 H 18 cm, H 7.09"

04
 Pelle sintetica,
^{EN} Synthetic Leather
 H 18 - 36 cm
 H 7.09" - 14.17"

Finiture

EN Finishes

Materico: Bianco,
 Borgogna, Canaletto,
 Rovere Laguna, Perlage
 Conchiglia, PerlageTerra

Laccato Opaco,
^{EN} Matt lacquered

Vetro, ^{EN} Glass:
 Laccato Opaco o Lucido,
^{EN} Matt or Glossy
 Lacquered

Con oblò, ^{EN} See-through
 glass front:
 Extrachiaro Trasparente
 con cornice Bianco, Fumé
 con cornice Nero,
^{EN} Extrachiaro Trasparente
 with White frame, Fumé
 with Black frame

Pelle Sintetica,
^{EN} Synthetic Leather:
 Creta, Elephant, Talpa

Finiture girocassetto

EN Drawer frame finishes

Materico Argento con
 fondo Piombo,
^{EN} Materico Argento with
 Piombo bottom



01



02



03



04

Appenderia

EN Hangers

Tipologie EN Types

01 Servetto estraibile, EN Pull-down rod

L 67.8 - 97.8 - 117.8 cm
W 26.69" - 38.50" - 46.38"

Finitura, EN Finish
Brown

02 Asta appendiabiti, EN Hanging rod

L 37.8 - 47.8 - 57.8 - 67.8
97.8 - 117.8 - 137.8 -
147.8 cm

W 14.88" - 18.81" - 22.76"
26.69" - 38.50" - 46.38"
54.25" - 58.19"

Finitura, EN Finish
Manganese

03 Asta appendiabiti estraibile, EN Pull-out hanging rod

P 36 cm, D 14.17"

Finitura, EN Finish
Cromo



01



02



03

Tipologie
EN Types

04
Portacinture,
portacravatte da
applicare al fianco,
divisorio, EN Tie, belt
holder for side, partition

P 50 cm D 19.69"

Finitura, EN Finish
Brown



04

05
Portacravatte,
EN Belt holder

L 11 P 36.5 cm
W 4.33" D 14.37"

Finitura, EN Finish
Pelle sintetica,
EN Synthetic leather:
Elephant



05

06
Pomolo estraibile
incassato nel ripiano,
EN Pull-out knob recessed
inside the shelf

P 10.9 cm ø 2 cm
D 4.29" ø 0.79"

Finitura, EN Finish
Cromo



06

07
Pomolo estraibile
esterno, EN Pull-out knob
external

P 17.6 cm ø 2 cm
D 6.93" ø 0.79"

Finitura, EN Finish
Cromo



07

Telai estraibili e accessori

EN Pull-out frames and accessories

Tipologie

EN Types

01 Vassoio metallo, EN Metal tray

H 6 cm - 2.36"

Finitura, EN Finish
Manganese

02 Piano vetro Fumé, EN Fumé glass shelf

H 6 cm - 2.36"

03 Piano in legno, EN Wooden shelf

H 6 cm - 2.36"

Finiture, EN Finishes
Materico: Bianco,
Borgogna, Canaletto,
PerlageTerra, Perlage
Conchiglia, Rovere Fumo

Laccato Opaco,
EN Matt lacquered

04 Griglia per vassoio, EN Grid for tray

H 6 cm - 2.36"

Finitura, EN Finish
Manganese

05 Portapantaloni + vaschetta, non disponibile L 67.8 cm, EN Trousers rack + tray, not available W 26.69"

H 6 cm - 2.36"

Soluzioni con telaio

EN Pull-out frame solutions

I telai estraibili vengono fissati direttamente alla struttura dell'armadio grazie ai distanziali in legno e sono finiti anteriormente da un frontalino H 5.8 cm in legno

EN The pull-out trays are fixed to the wardrobe structure thanks to wooden spacers and they are equipped with a H 2.30" wooden front

Dimensioni

EN Dimensions

L 67.8 - 97.8 - 117.8 cm
P 48 cm

W 26.69" - 38.50" - 46.38"
D 18.90"

Finitura telaio, EN Frame
finish: Manganese



01



02



03



04

Tipologie
EN Types

06
Portapantaloni +
portagonne, non
disponibile L 67.8 cm,
EN Trousers rack + skirt
rack, not available W
26.69"

H 6 cm - 2.36"

Finitura, EN Finish
Manganese



05



06

07
Portapantaloni,
EN Trousers rack

H 6 cm - 2.36"

Finitura, EN Finish
Manganese



07



08

08
Portagonne,
EN Skirt rack

H 6 cm - 2.36"

Finitura, EN Finish
Manganese



09



10

09
Scarpiera in metallo,
EN Metal shoe rack

H 15 cm - 5.91"

Finitura, EN Finish
Manganese

10
Sacche portabiancheria
in tessuto trapuntato,
EN Hampers in tufted
fabric

H 31 cm - 12.20"

Portascarpe

EN Shoe rack

Tipologie

EN Types

01

Portascarpe fisso,
EN Fixed shoe rack

L da 57.8 a 67.8 cm
P 22 cm

W from 22.76" to 26.69"
D 8.66"

Finitura, EN Finish
Brown



01



02

02

Portascarpe estraibile
Basic con vaschetta,
EN Basic pull-out shoe
rack with tray

P 50 cm
L 67.8 - 97.8 cm

D 19.69"
W 26.69" - 38.50"

Finitura, EN Finish
Brown



03

03

Ripiano inclinato,
EN Inclined shelf

Sp 4 cm, Th 1.57"

P 39.5 - 51.1 cm
L 37.8 - 47.8 - 57.8 - 67.8 -
77.8 - 97.8 - 117.8 - 137.8
147.8 cm

D 15.55" - 20.12"
W 14.88" - 18.81" - 22.76"
26.69" - 30.63 - 38.50" -
46.38" 54.25" - 58.19"

Specchi

EN Mirrors

Tipologie

EN Types

01
Specchio estraibile ed orientabile applicabile al fianco scorrevole o complanare, EN Pull-out and swiveling mirror attached to the side of sliding and flush sliding door wardrobes

L 33 cm H 140 cm
W 12.99" H 55.12"

02
Specchio orientabile applicabile al fianco, EN Swiveling mirror attached to the side

L 33 cm H 140 cm
W 12.99" H 55.12"

03
Specchio fisso applicabile all'anta battente, EN Fixed mirror attached to the back of hinged doors


L 36 cm H 180 cm
W 14.17" H 70.87"

04
Specchio fianco di finitura, EN Mirror side

L 42.3 - 59 cm
W 16.65" - 23.23"



01



02



03



04

illuminazione

EN Lighting

Tipologie EN Types

01

Luci led verticali per moduli armadio dotate di sensore di presenza per l'accensione, ^{EN} Vertical LED lights for wardrobe modules with motion sensor

H 238.5 - 257.7 - 289.7 cm
93.90" - 101.46" - 114.06"
Su misura, ^{EN} Custom size

02

Luci led orizzontali per ripiani e cappelli ad incasso dotate di sensore di presenza per l'accensione, ^{EN} Horizontal recessed LED lights for shelves and tops with motion sensor

L 47.8 - 57.8 - 67.8 - 97.8 - 117.8
137.8 - 147.8 cm
W 18.81" - 22.76" - 26.69" - 38.50" - 46.38"

Per ripiano per cabina soffietto, ^{EN} For shelf folding door closet

L 128.8 cm - W 50.71"

Per angolo scorrevole e battente, ^{EN} For sliding and hinged door corner

03

Ripiano con luce, inserita all'interno del telaio e sensore di presenza per l'accensione, ^{EN} Shelf with LED light inserted in the frame with motion sensor

L 47.8 - 57.8 - 67.8 - 97.8 - 117.8 cm
W 18.81" - 22.76" - 26.69" - 38.50" - 46.38"



01



02



03

Accessori

EN Accessories

Tipologie

EN Types

01 Appenderia, EN Hangers

Anello grande
portasciarpe, foulard
e borse, EN Large ring
hanger for scarves and
bags

Anello piccolo
portacravatte o cinture,
EN Small ring hanger for
ties and belts


Bastone prendiabiti,
EN Rod

01a
Gruccia capospalla uomo
con portapantaloni,
EN Man hanger
with trouser hanger

Gruccia portapantaloni,
EN Trousers hanger

01b
Gruccia capospalla donna
con portagonna,
EN Woman hanger with
skirt hanger

Gruccia portagonna,
EN Skirt hanger



01



01a



01b

Tipologie
EN **Types**

01
Scatole con coperchio,
EN Boxes with lid

L 26 - 40 cm H 40 cm
W 10.24" - 15.75" H 15.75"



01

02
Vassoio e vassoio con
griglia portafoulard,
cravatte, cinture,
EN Standard tray and
basic tray with scarves,
ties and belt dividers

L 45.5 P 39 H 6 cm
W 17.91" D 15.35" H 2.36"



02

03
Svuotatasche: Possono
essere inseriti nei cassetti
e vassoi,
EN Valet trays: they can be
inserted in drawers and
pull-out trays

P 22.1 L 18.8 H 4 cm
W 8.70" D 7.40" H 1.58"



03

05
Fondo per cassetti
EN Drawer mat

Sipario:
L 67.8 - 97.8 - 117.8 -
137.8 - 147.8 cm
W 26.69" - 38.50" - 46.38"
- 54.25" - 58.19"

Anteprima, Island:
L 49.3 - 69.3 - 89.3 -
109.3 cm
W 19.41" - 27.28" - 35.16"
- 43.03"

Finiture, EN Finishes
Pelle sintetica,
EN Synthetic Leather:
Creta, Elephant



05



A
Porta anelli - orecchini,
EN Rings and earrings tray

B
Portagioie,
EN Jewellery tray

C
Porta orologio,
EN Wirst watch tray

D
Porta bracciali,
EN Bracelets tray

PIANCA

Via dei Cappellari, 20
31018 – Gaiarine, Treviso
ITALY

T +39 0434 756911
F +39 0434 75330

info@pianca.com
pianca.com

p.iva IT 01682580269

Vietata la riproduzione a qualsiasi scopo.
Campione promozionale gratuito non destinato alla vendita.
Escluso iva art.2 comma 3 D.P.R. 633/72 - esonerato da documento di
trasporto art.4 punto 6 D.P.R. 627/78

Pianca si riserva di apportare, senza preavviso, le modifiche necessarie
al fine di migliorare il funzionamento e la qualità dei propri prodotti.
Si prega di consultare i listini e relativi aggiornamenti per aspetti
tecnici e dimensionali. Colori e materiali hanno valore puramente
rappresentativo.

^{EN} Pianca reserves the right to apply the necessary modifications without
notice, in order to improve the performance and quality of its products.
Please see the pricelists and relevant updates for technical data and
dimensions. Colours and materials serve merely as an example.