



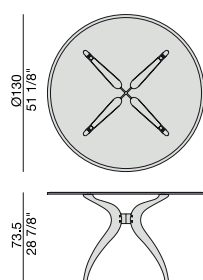
Tavolo da pranzo con base in massello di noce canaletta. Inserto in metallo e piano in cristallo bisellato (spessore mm. 15).

Dining-table with base in solid canaletta walnut. Metal central structure and bevelled glass top (thickness mm. 15).

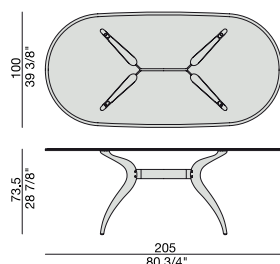
Ess-Tisch mit Gestell aus massivem Nussbaum Canaletta. Metallverbindung und Glasplatte (mit einer Stärke von mm. 15).

Table à manger avec piètement en noyer canaletta massif. Joint en métal et plateau en verre (épaisseur mm. 15).

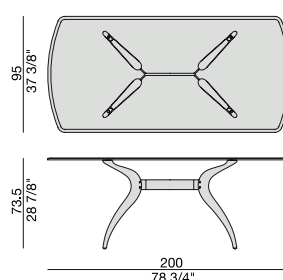
Mesa de comedor con base en nogal canaletta macizo. Inserción en metal y tapa en cristal biselado (espesor mm. 15).



RETRÒ 1



RETRÒ 2



RETRÒ 4

## Essenze | Wood



FRASSINO NATURALE  
Natural Ash



FRASSINO  
Ash  
*tinto/stained moka*




FRASSINO  
Ash  
*tinto/stained canaletta walnut*



FRASSINO  
Ash  
*tinto/stained wengé*




FRASSINO  
Ash  
*tinto/stained canapa*



FRASSINO  
Ash  
*tinto/stained caffè*



NOCE CANALETTA  
Canaletta Walnut




NOCE CANALETTA  
Canaletta Walnut  
*tinto/stained moka*




NOCE CANALETTA  
Canaletta Walnut  
*tinto/stained wengé*


## Laccato opaco poro aperto/chiuso | Matt Lacquered open/closed pore



BIANCO  
White  
(RAL 9016)




AVORIO  
Ivory  
(RAL 1013)



ARGILLA  
Argilla  
(RAL 7006)



PIOMBO  
Piombo  
(NCS S5005G20Y)




NERO  
Black  
(RAL 9005)




GRANATA  
Granata  
(NCS S4050Y90R)



PISTACCHIO  
Pistacchio  
(PANTONE 5825)



AVIO  
Avio  
(PANTONE 5415)



IRON  
Iron  
(RAL 7011)




CIOCCOLATO  
Chocolate  
(RAL 8019)

## Cristallo | Glass



TRASPARENTE  
Transparent

## Metallo | Metal



GRIGIO PELTRO  
Grey Pewter