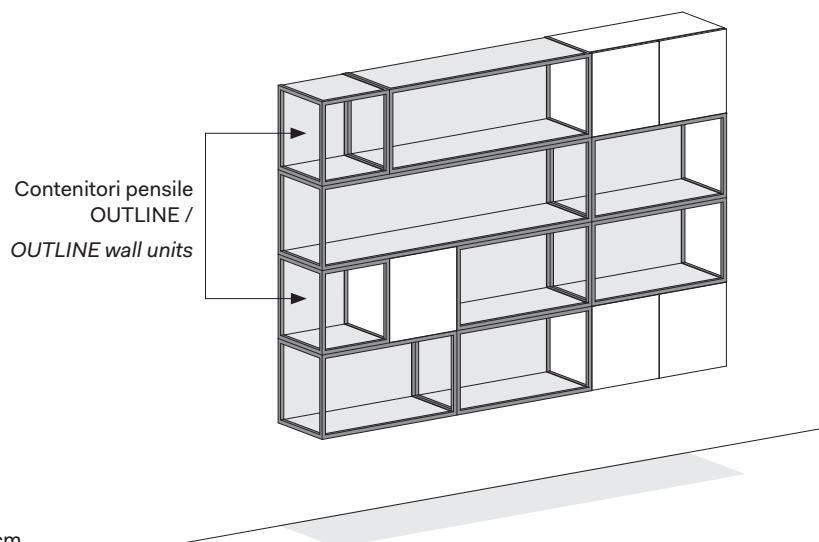


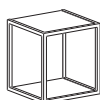
# Contenitori OUTLINE / OUTLINE units

design by Novamobili Studio

NOVAMOBILI



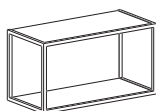
Telaio in metallo spessore 1,5 cm.  
Metal frame 1,5 cm thick.



misure L x H x P cm /  
dimensions W x H x D cm

30 x 32 x 28,3

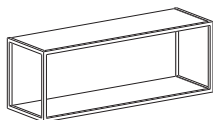
kg. 6 Portata massima  
Load capacity



misure L x H x P cm /  
dimensions W x H x D cm

60 x 32 x 28,3

kg. 6 Portata massima  
Load capacity



misure L x H x P cm /  
dimensions W x H x D cm

90 x 32 x 28,3

kg. 6 Portata massima  
Load capacity



misure L x H x P cm /  
dimensions W x H x D cm

120 x 32 x 28,3

kg. 6 Portata massima  
Load capacity

Le informazioni contenute nelle presenti schede tecniche sono indicative. Eventuali differenze con il listino in vigore non costituiscono motivo di contestazione.  
The information given in this technical sheet are indicative. Any discrepancies with the price list currently in force cannot be cause for complaint.