

VE 905

Suspension

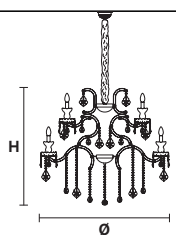
Design by: m_p studio

MASIERO



VE905/15

CE




Ø 90 cm / 35.43"
H 80 cm / 31.49"
W 38 kg / 83.77 lb

VE 905/15 MT - CG
15×E14×40 W max (not included)
Triac Dimmable

VE 905/15 RW/DW
15×LED source -60 W tot
(driver included).
Control system: DMX or Masiero
Smart Light App

MT TRADITIONAL



G04 Shiny chrome



G03 Shiny gold

MT DYNAMIC WHITE



MT/CG

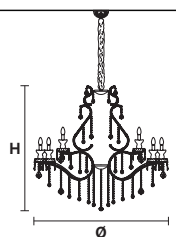


MT
Traditional version
CG
Coloured glass version

LIGHTING	Traditional E14 lightbulbs
FRAME	<p>MT Chrome or gold plated metal covered with transparent glass</p> <p>CG Painted metal covered with painted glass</p>
LAMPSHADES	<p>MT No lampshades included</p> <p>CG No lampshades included</p>
PENDANDTS	<p>MT Transparent glass or crystal</p> <p>CG Coloured glass</p>

VE905/24

CE



Ø 145 cm / 57.08"
H 120 cm / 47.24"
W 60 kg / 132.27 lb

VE 905/24 MT - CG
24×E14×40 W max (not included)
Triac Dimmable

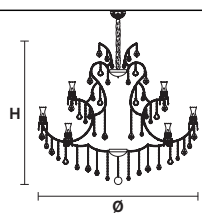
VE 905/24 RW/DW
24×LED source -96 W tot
(driver included).
Control system: DMX or Masiero
Smart Light App

MT RGB - W - LED



VE905/56

CE



Ø 210 cm / 102.40"
H 195 cm / 118.20"
W 140 kg / 308.6 lb

VE 905/56 MT - CG
56×E14×40 W max (not included)
Triac Dimmable

VE 905/56 RW/DW
56×LED source -224 W tot
(driver included).
Control system: DMX or Masiero
Smart Light App

MT COLOURED GLASS



RW/DW



RW
RGB-W Led version
DW
Dynamic White Led version

LIGHTING	<p>LED sources CRY>85</p> <p>RGB-W each light 330 lm at 3000k</p> <p>DW each light 490 lm at 4700 K</p>
FRAME	Chrome or gold plated metal covered with transparent glass
LAMPSHADES	No lampshades included
PENDANDTS	Transparent glass or crystal