

Bikini island

Design Werner Aisslinger - 2013

BK1



' vol. 1 SOFAS AND SEATING SYSTEMS

SEATING ELEMENTS for COMPOSITIONS

Elements in stress-resistant flame-retardant polyurethane foam in varied densities and polyester fiberfill on wood frame; feet screwed to the frame in black polypropylene. Benches and settees (codes M23, M32, M35, M36) bases and feet in lacquered solid ash with powder coat finish.

Curtain hanger (code M50): tubular steel with powder coat finish.

Optional back pillows are in goose down.

Side tables: top and base in varnished steel.

The Bikini Island collection covers are removable with the exception of benches codes M23-M32-M35-M36 whose only seat (in leather or fabric) covers are removable through zip.

NOTES:

- drawings of compositions refer to the right-hand version
- custom compositions: drawing must accompany order.

' vol. 1 DIVANI E SISTEMI DI SEDUTE

ELEMENTI DI SEDUTA per COMPOSIZIONI

Elementi in poliuretano espanso ignifugo indeformabile a densità differenziate e fibra poliestere con struttura interna in legno. Piedi avvitati alla struttura in polipropilene nero. Basi e piedi di panche e divanetti (cod. M23, M32, M35, M36) in frassino massiccio laccato con finitura a polveri.

Porta tenda (cod. M50): tubo in acciaio verniciato a polveri.

I cuscini opzionali dello schienale sono in piuma d'oca.

Tavolini: piano e base in acciaio verniciato.

La collezione Bikini island è sfoderabile, ad eccezione delle panche cod. M23-M32-M35 che hanno solo la seduta (in pelle o tessuto) removibile tramite zip.

NOTE:

- tutti i disegni delle composizioni si riferiscono alla versione destra
- allegare un disegno per ogni ordine di composizione non codificata.

Recommended fabric hangers

Tirelle e tessuti consigliati

121-Elastic Fantastic 1

-Divina, Divina Melange, Divina MD by Kvadrat

-Remix by Kvadrat

-Canvas by Kvadrat

-Stamskin Top

-Pelle / Leather T

-Pelle / Leather Z

Wood/steel colors Colori legno/acciaio



RAL 5014
pigeon blue



RAL 3009
oxidored




NCS S 5005-
Y20R
concrete



RAL 7016
anthracite

- ❶ A7286 Canvas 764
- ❷ A7288 Canvas 954
- ❸ Sand Gey NCS 5005-Y20R
- ❹ A3177 Steelcut Trio 133
- ❺ A7840 Boltaflex 17403 Grey
- ❻ A7293 Canvas 414
- ❼ A7288 Canvas 954
- ❽ A4307 Stamskin Top 43040-07474
- ❾ A5503 Checker Split
- ❿ A0960 Pictor 261.000

composition A




BK1 M36
cat. S

BK1 M08
cat. W

BK1 M11
cat. S

- ❶ A5559 Steelcut Trio 655
- ❷ A5540 Steelcut Trio 645
- ❸ A7824 Bolta Flex 17704 Rosewood
- ❹ A7283 Canvas 644
- ❺ A4301 Stamskin Top F4340-07478
- ❻ B0105 Cioccolato
- ❼ A4356 Remix 653

composition B



BK1 M20
cat. W

BK1 M03
cat. S

BK1 M14
cat. T

- ❶ A3177 Steelcut Trio 133
- ❷ A5943 Remix 762
- ❸ A4333 Stamskin Top F4340-07436
- ❹ A7299 Canvas 734
- ❺ A7286 Canvas 764
- ❻ A5503 Checker Split
- ❼ A0960 Pictor 261.000
- ❽ A4140 Remix 823

composition B1



BK1 M20
cat. W

BK1 M08
cat. S

BK1 M14
cat. S


composition C

- 1 A5540 Steelcut Trio 645
- 2 A7288 Canvas 954
- 3 Oxidored Ral 3009
- 4 B0109 Caffè
- 5 A7283 Canvas 644
- 6 A4301 Stamskin F4340-07478
- 7 A5559 Steelcut Trio 2 665



composition D

- 1 A7283 Canvas 644
- 2 Graphite Ral 7024
- 3 A5943 Remix 762
- 4 A7299 Canvas 734
- 5 A4311 Stamskin Top F4340-07445
- 6 A7294 Canvas 424
- 7 A3177 Steelcut Trio 133
- 8 A4331 Stamskin Top F4340-07454



composition E1

- 1 A7296 Canvas 614
- 2 A4320 Stamskin top F4340-07496
- 3 A7275 Canvas 114
- 4 A3177 Steelcut trio 133
- 5 A7283 Canvas 644
- 6 A4301 Stamskin top F4340-07478
- 7 A5503 Checker split



composition F

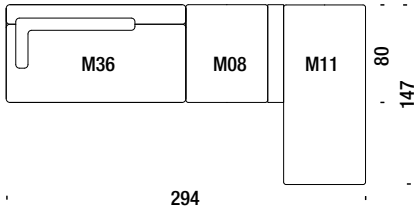
- 1 B0183 Pull-up brown
- 2 A7276 Canvas 134
- 3 A4320 Stamskin F4340-07496
- 4 A7295 Canvas 454
- 5 A5868 Divina MD
- 6 A7296 Canvas 614
- 7 A7360 Units 2 Savanna
- 8 A7279 Canvas 244



Composition AR or AL

Composizione ADx - ASx

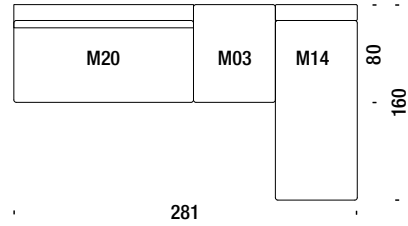
11,6 mt. ★ 22,3 m² 2 m³ 94 Kg



Composition BR or BL

Composizione BDx - BSx

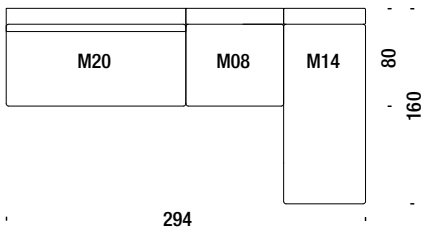
10,8 mt. ★ 20 m² 2,3 m³ 83 Kg



Composition B1R or B1L

Composizione B1Dx - B1Sx

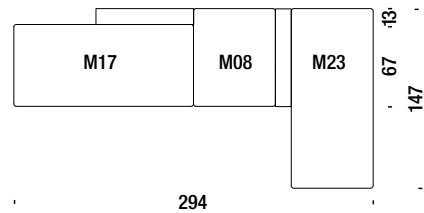
12,8 mt. ★ 24,1 m² 2,5 m³ 95 Kg



Composition CR or CL

Composizione CDx - CSx

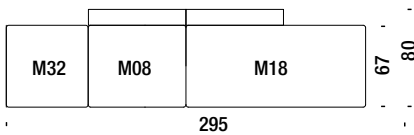
10,6 mt. ★ 19,8 m² 2 m³ 85 Kg



Composition DR or DL

Composizione DDx - DSx

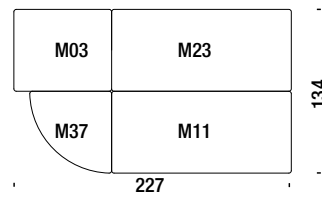
10,2 mt. ★ 19,1 m² 2,1 m³ 98 Kg



Composition ER or EL

Composizione EDx - ESx

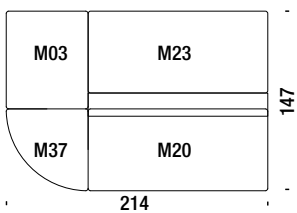
7,4 mt. ★ 13,5 m² 1,5 m³ 77 Kg



Composition E1R or E1L

Composizione E1Dx - E1Sx

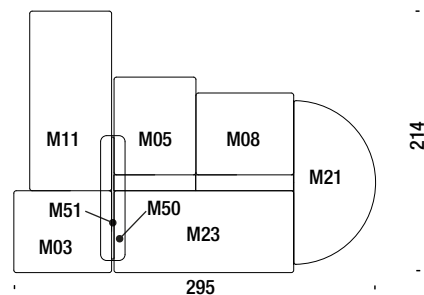
10,4 mt. ★ 19,5 m² 2 m³ 93 Kg



Composition FR or FL

Composizione FDx - FSx

17,2 mt. ★ 30,4 m² 4,2 m³ 212 Kg

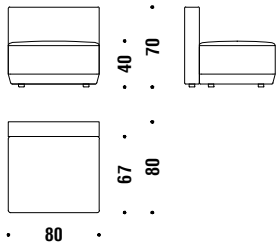


Element 80x80xH.38/68

Elemento 80x80xH.38/68

M28

3,6 mt. ★ 6,6 m² ◻ 0,3 m³ 🧑 27 Kg

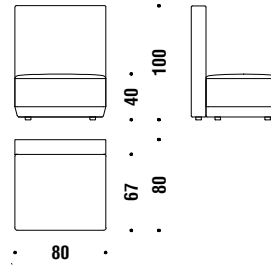


Element 80x80xH.38/100

Elemento 80x80xH.38/100

M08

3,8 mt. ★ 7,1 m² ◻ 0,5 m³ 🧑 30 Kg

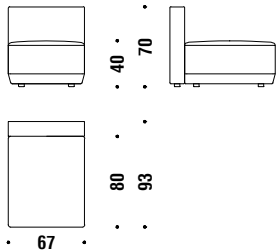


Element 67x93xH.38/68

Elemento 67x93xH.38/68

M29

2,7 mt. ★ 5 m² ◻ 0,3 m³ 🧑 24 Kg

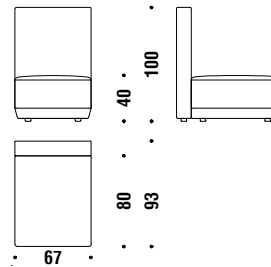


Element 67x93xH.38/100

Elemento 67x93xH.38/100

M05

3,3 mt. ★ 6,3 m² ◻ 0,4 m³ 🧑 28 Kg

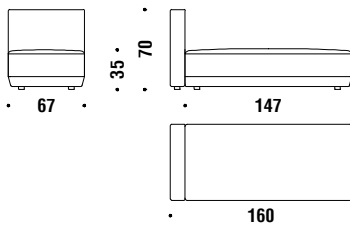


Chaise Longue 67x160xH.33/68

Chaise Longue 67x160xH.33/68

M15

4,2 mt. ★ 8 m² ◻ 1 m³ 🧑 28 Kg

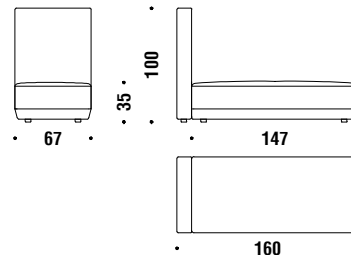


Chaise Longue 67x160xH.33/100

Chaise Longue 67x160xH.33/100

M14

4,2 mt. ★ 8 m² ◻ 1 m³ 🧑 30 Kg

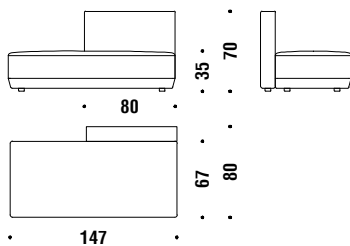


Left peninsula 147x80xH33/68

Penisola sinistra 147x80xH33/68

M19

4,8 mt. ★ 9 m² ◻ 1 m³ 🧑 28 Kg

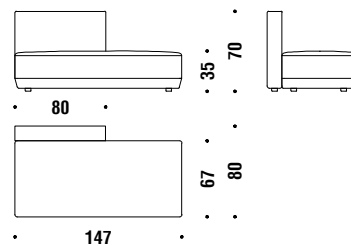


Right peninsula 147x80xH33/68

Penisola destra 147x80xH33/68

M18

4,8 mt. ★ 9 m² ◻ 1 m³ 🧑 28 Kg

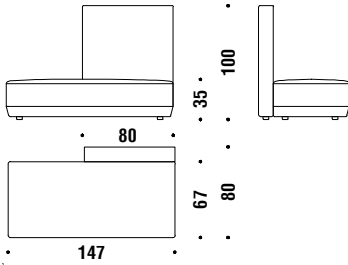


Left peninsula 147x80xH33/100

Penisola sinistra 147x80xH33/100

M17

4,8 mt. ★ 9 m² 1 m³ 30 Kg

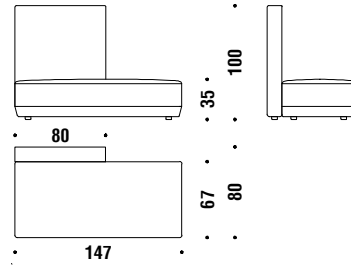


Right peninsula 147x80xH33/100

Penisola destra 147x80xH33/100

M16

4,8 mt. ★ 9 m² 1 m³ 30 Kg

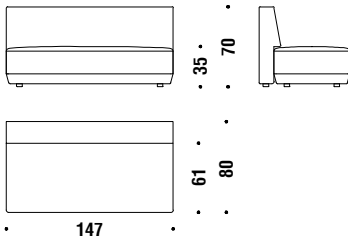


Element 147x80xH33/68

Elemento 147x80xH33/68

M20

4,8 mt. ★ 9 m² 1 m³ 35 Kg

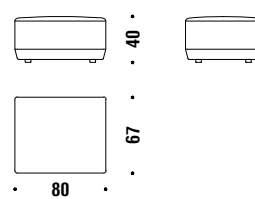


Stool 80x67x38

Pouf 80x67x38

M03

1,8 mt. ★ 3 m² 0,3 m³ 17 Kg

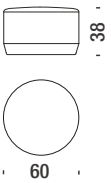


Stool Ø 60x38

Pouf Ø 60x38

M41

1,6 mt. ★ 2,9 m² 0,3 m³ 11 Kg

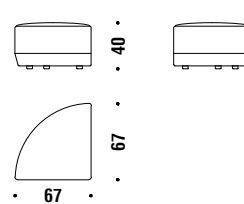


Quarter stool 67x67x38

Pouf spicchio 67x67x38

M37

1,8 mt. ★ 3 m² 0,3 m³ 15 Kg

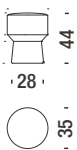


Stool Ø35 H.44

Pouf Ø35 H.44

M60

1,7 mt. ★ 3 m² 0,1 m³ 10 Kg

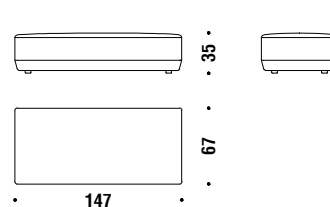


Stool 147x67x33

Pouf 147x67x33

M11

3,3 mt. ★ 5,4 m² 0,5 m³ 31 Kg

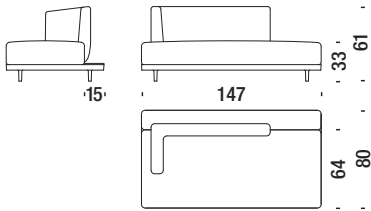


Settee left 147x80xH33/61

Divanetto sinistro 147x80xH33/61

M36

6 mt. ★ 11,5 m² 1 m³ 45 Kg

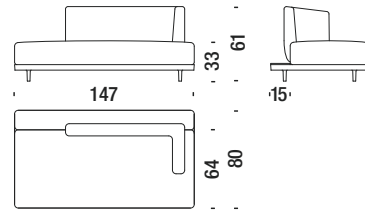


Settee right 147x80xH33/61

Divanetto destro 147x80xH33/61

M35

6 mt. ★ 11,5 m² 1 m³ 45 Kg

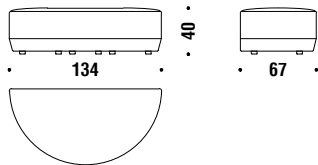


Half circle stool 134x67x38

Pouf semicerchio 134x67x38

M21

3 mt. ★ 6,6 m² 0,7 m³ 35 Kg

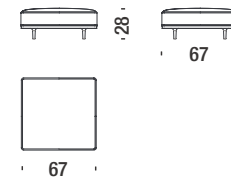


Bench 67x67x28

Panca 67x67x28

M32

1,6 mt. ★ 2,9 m² 0,3 m³ 15 Kg

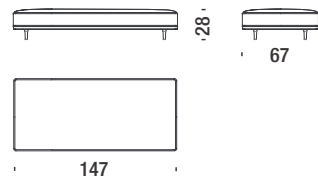


Bench 147x67x28

Panca 147x67x28

M23

2 mt. ★ 3,7 m² 0,5 m³ 25 Kg



Back cushion 52x28

Cuscino schiena 52x28

M42

0,8 mt. ★ 1 m²

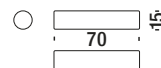


Back cushion Ø 15x70

Cuscino schiena Ø 15x70

M43



0,9 mt. ★ 1,2 m²

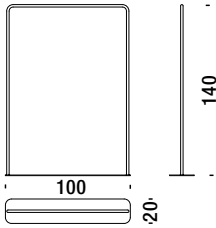


Curtain hanger element 100x140

Porta tenda 100x140

M50



 0,2 m³  5 Kg

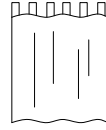


Curtain

Tenda

M51



 1,5 mt.  2 Kg

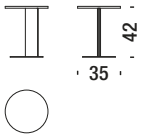


Small table Ø35 H.42

Tavolo piccolo Ø35 H.42

06I



 0,1 m³  8 Kg



Large table Ø45 H.42

Tavolo grande Ø45 H.42

06U

 0,1 m³  10 Kg

