



' vol. 1 SOFAS AND SEATING SYSTEMS

SOFAS and SEATING ELEMENTS for COMPOSITIONS

Injected flame-retardant polyurethane foam and polyester fiberfill over internal steel frame. Front-back two-leg base is tubular steel with chrome or powder coat finish.

Seat cushions are in goose down over polyurethane foam.

Back, armrest and optional cushions are goose down.

The Gentry collection covers are removable.

NOTES:

- sofas include two armrest cushions, elements with an arm include one armrest cushion
- compositions drawings are of right-facing versions only
- custom compositions: drawing must accompany order

please note: leather covers have top-stitched seams on back and armrests: other fabric versions do not have stitched seams. Back and optional cushions: underside of the covers in leather will be in fabric matching the color of the leather, while in the leather version Z ciré the back of the cushions is perforated.

' vol. 1 DIVANI E SISTEMI DI SEDUTE

DIVANI ed ELEMENTI DI SEDUTA per COMPOSIZIONI

Espanso schiumato a freddo ignifugo e fibra poliestere con struttura interna in acciaio. Piedi a ponte in tubo di acciaio cromato o verniciato a polveri.

I cuscini della seduta sono in piuma d'oca con inserto in poliuretano espanso. I cuscini dello schienale, del bracciolo e quelli opzionali sono in piuma d'oca.

La collezione Gentry è sfoderabile.

NOTE:

- i divani includono un cuscino per bracciolo
- tutti i disegni delle composizioni si riferiscono alla versione destra
- allegare un disegno per ogni ordine di composizione non codificata

avvertenze: i rivestimenti in pelle hanno cuciture di giuntura sul retro e sui braccioli mentre le versioni in tessuto non hanno cuciture. Cuscini schienale e optional: per il rivestimento in pelle, la parte posteriore dei cuscini viene rivestita in tessuto (panno) in abbinamento al colore della pelle scelta, mentre per il rivestimento in pelle Z ciré, la parte posteriore dei cuscini è perforata.




Recommended fabric hangers

Tirelle e tessuti consigliati

- 115-People for Gentry
- 118-Units 1
- 121-Elastic Fantastic 1 by Febrik
- 133-People for Gentry 2
- 134-Elastic Fantastic 3 by Febrik - Husk
- 136-Mini Me
- Pelle Ciré - Leather Ciré Z

Feet colors Colori piedi



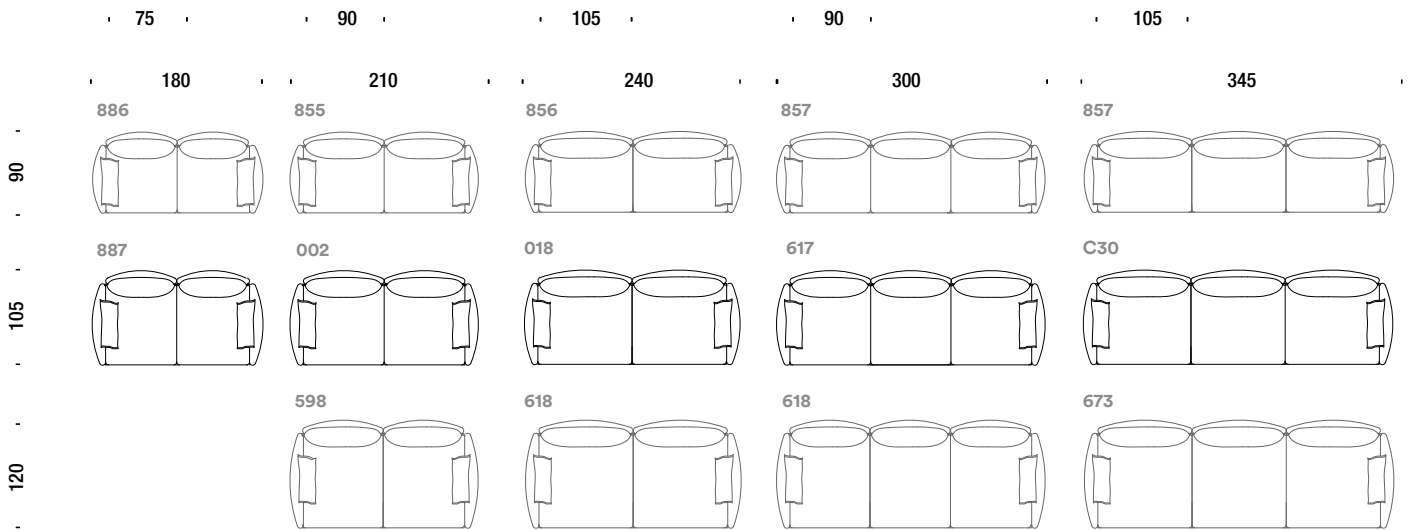
natural steel chrome

black chrome

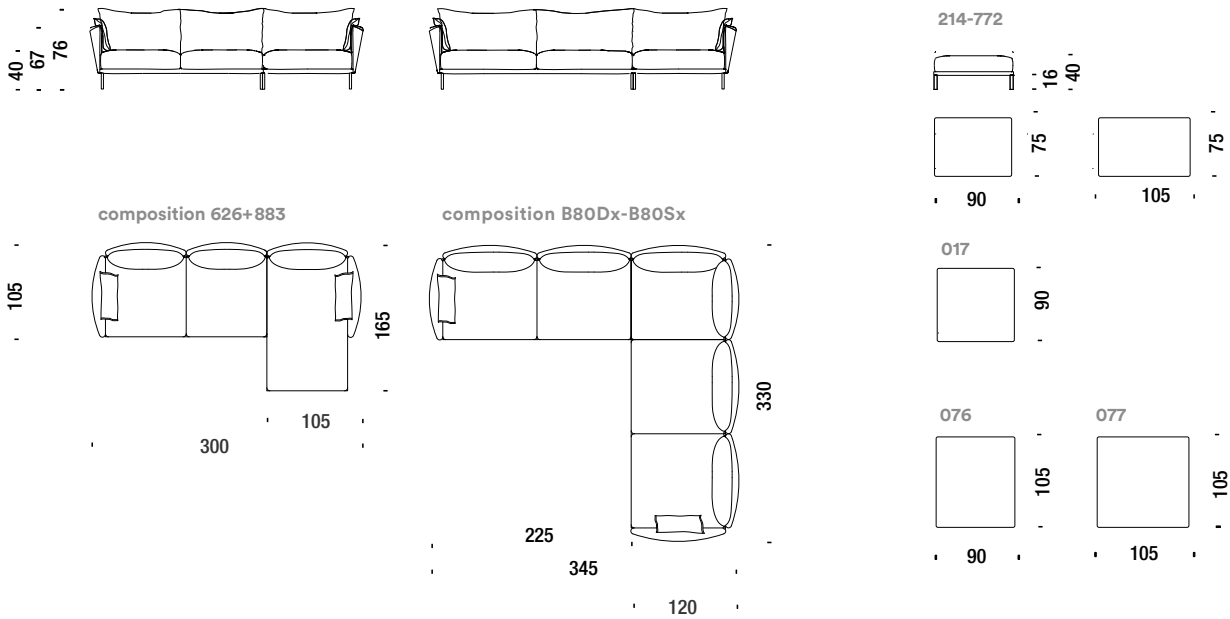
RAL 3009 oxidored

RAL 7016 anthracite

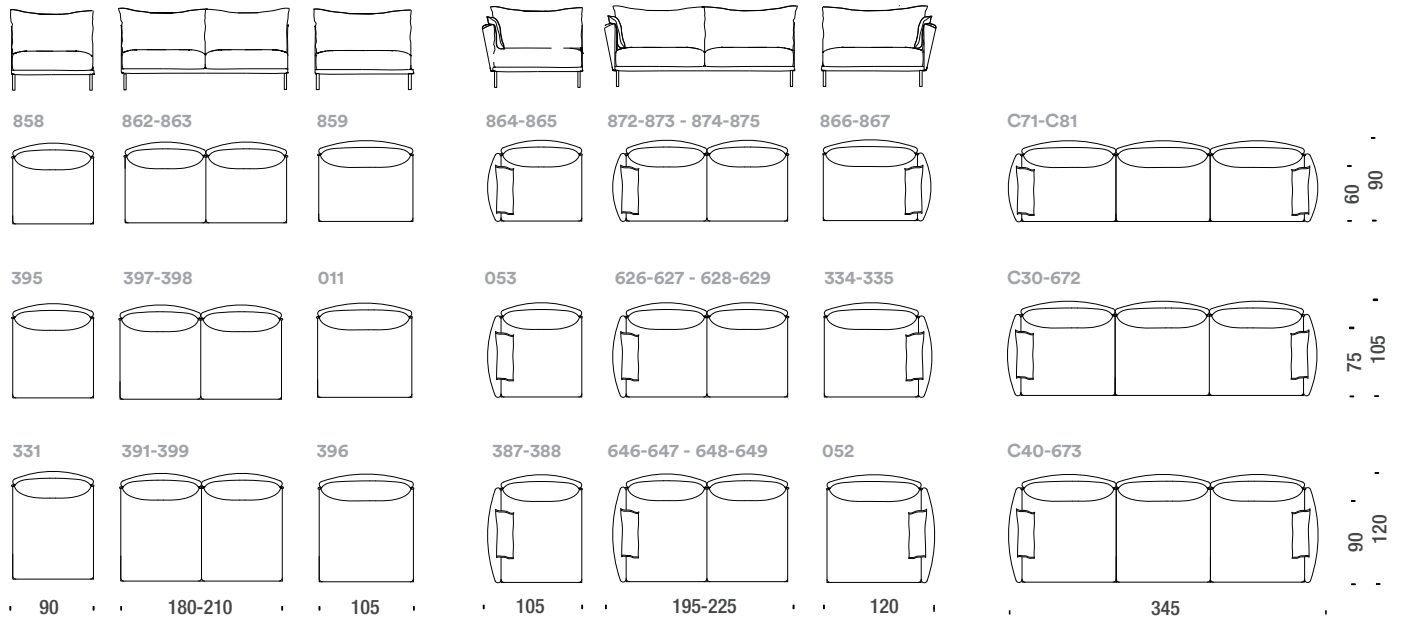
Sofa



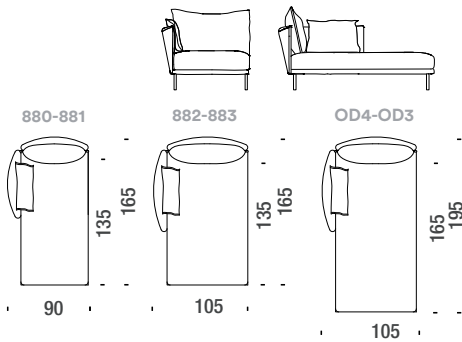
Example of composition



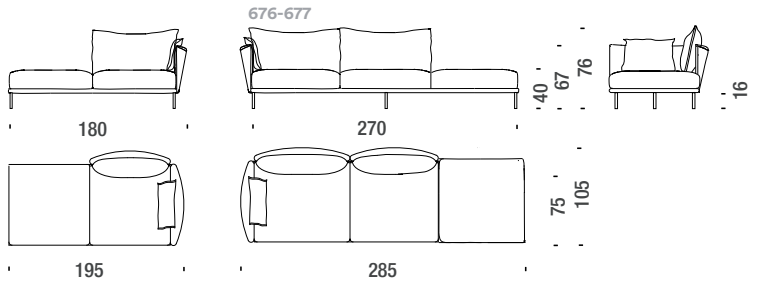
Element



Chaise longue



Peninsula

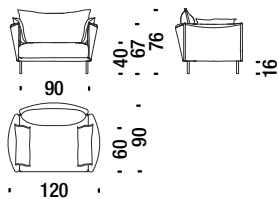


Armchair 120x90

Poltrona 120x90

001

8,2 mt. ★ 13,2 m² 0,9 m³ 50 Kg

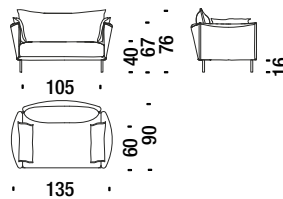


Armchair 135x90

Poltrona 135x90

004

9 mt. ★ 15,4 m² 1 m³ 60 Kg

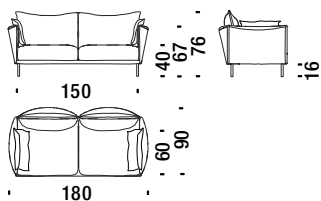


Sofa 180x90

Divano 2 posti 180x90

886

12 mt. ★ 22,8 m² 1,4 m³ 68 Kg

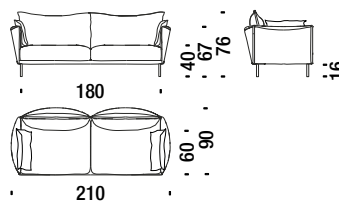


2 seater sofa 210x90

Divano 2 posti 210x90

855

13 mt. ★ 24,7 m² 1,5 m³ 87 Kg

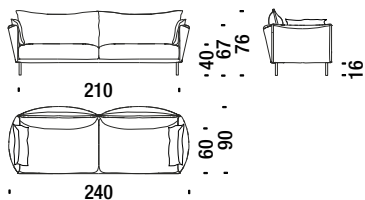


2 seater sofa major 240x90

Divano 2 posti major 240x90

856

13,5 mt. ★ 25,7 m² 1,7 m³ 92 Kg

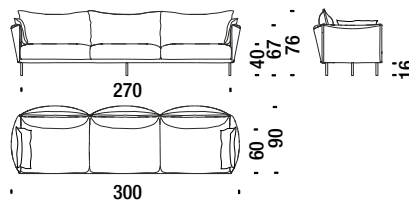


3 seater sofa 300x90

Divano 3 posti 300x90

857

16,5 mt. ★ 31,3 m² 2,2 m³ 110 Kg

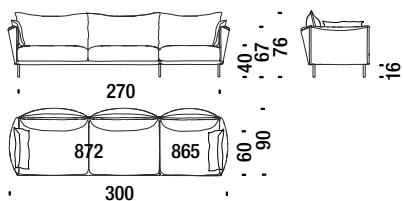


Composition C71R or C71L

Composizione C71Dx-C71Sx

C71

17 mt. ★ 32,3 m² 2,2 m³ 123 Kg

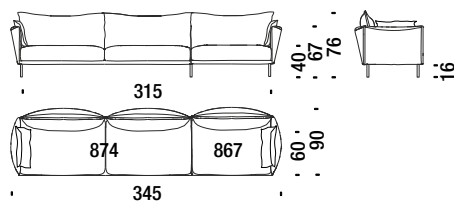


Composition C81R or C81L

Composizione C81Dx-C81Sx

C81

18,2 mt. ★ 35 m² 2,5 m³ 120 Kg

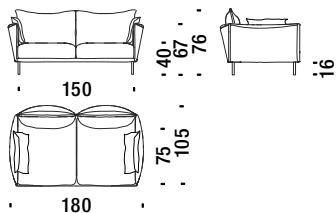


Sofa 180x105

Divano 2 posti 180x105

887

12,8 mt. 24,3 m² 1,4 m³ 88 Kg

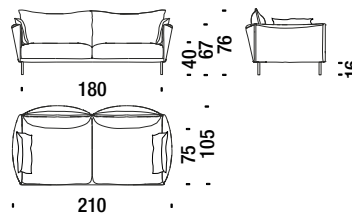


2 seater sofa 210x105

Divano 2 posti 210x105

002

12,8 mt. 24,3 m² 1,7 m³ 91 Kg

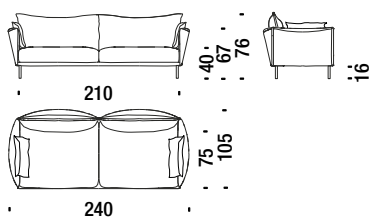


2 seater sofa major 240x105

Divano 2 posti major 240x105

018

13,2 mt. 25 m² 2,1 m³ 106 Kg

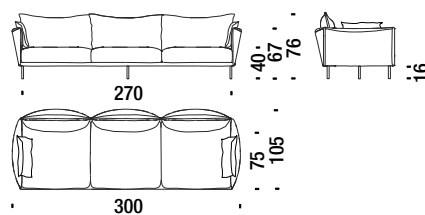


3 seater sofa 300x105

Divano 3 posti 300x105

617

17 mt. 32,3 m² 2,5 m³ 130 Kg

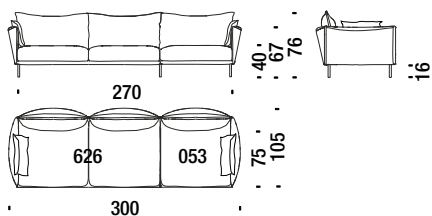


Composition C30R or C30L

Composizione C30Dx-C30Sx

C30

17,7 mt. 34 m² 2,4 m³ 130 Kg

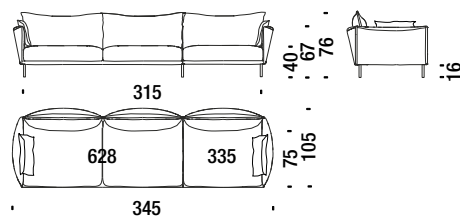


Composition C60R or C60L

Composizione C60Dx-C60Sx

672

18 mt. 34,5 m² 2,8 m³ 152 Kg

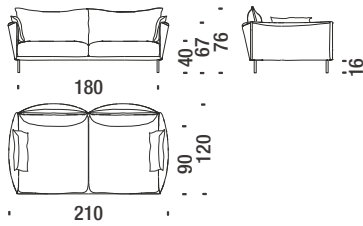


2 seater sofa 210x120

Divano 2 posti 210x120

598

13,2 mt. ★ 25 m² □ 1,9 m³ 🧑 103 Kg

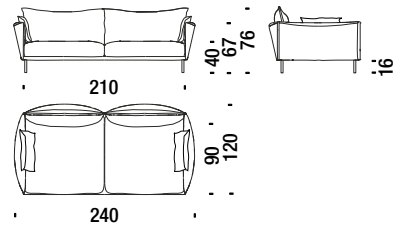


2 seater sofa major 240x120

Divano 2 posti major 240x120

599

13,5 mt. ★ 25,7 m² □ 2,1 m³ 🧑 113 Kg

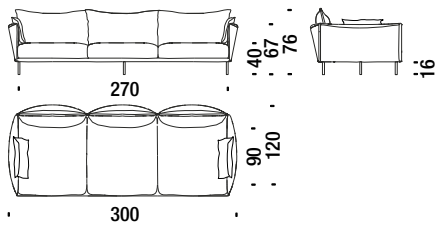


3 seater sofa 300x120

Divano 3 posti 300x120

618

17,6 mt. ★ 33,5 m² □ 2,7 m³ 🧑 130 Kg

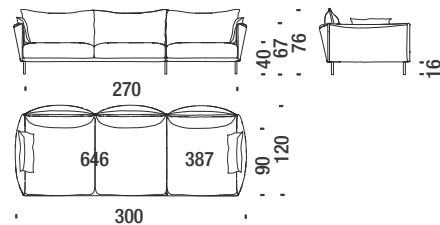


Composition C40R or C40L

Composizione C40Dx-C40Sx

C40

17,5 mt. ★ 33 m² □ 2,7 m³ 🧑 120 Kg

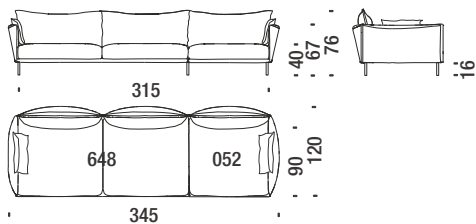


Composition C70R or C70L

Composizione C70Dx-C70Sx

673

19,3 mt. ★ 37 m² □ 3 m³ 🧑 140 Kg

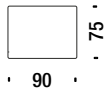


Stool 90x75

Pouf 90x75

214

2,5 mt. ★ 4,9 m² 0,3 m³ 28 Kg

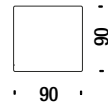


Stool 90x90

Pouf 90x90

017

2,8 mt. ★ 5,2 m² 0,4 m³ 25 Kg

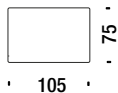
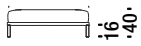


Stool 105x75

Pouf 105x75

772

3,1 mt. ★ 5,5 m² 0,4 m³ 25 Kg

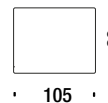
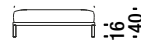


Stool 105x90

Pouf 105x90

076

3,2 mt. ★ 6 m² 0,6 m³ 40 Kg

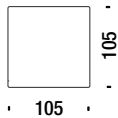
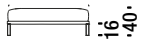


Stool 105x105

Pouf 105x105

077

4 mt. ★ 7,3 m² 0,7 m³ 35 Kg



Optional cushion 45x40

Cuscino optional 45x40

04K

0,6 mt. ★ 1 m²



Optional cushion 58x28

Cuscino optional 58x28

529

0,7 mt. ★ 1,1 m²



Optional cushion 58x52

Cuscino optional 58x52

531

0,8 mt. ★ 1,2 m²

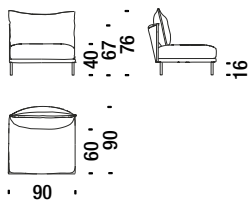


1 seater central element 90x90

Elemento 1p centrale 90x90

858

4,8 mt. ★ 9,1 m² 0,7 m³ 30 Kg

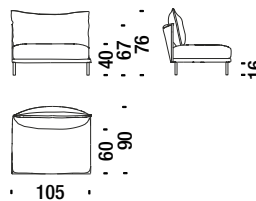


1 seater central element 105x90

Elemento 1p centrale 105x90

859

5,4 mt. ★ 10,2 m² 0,9 m³ 35 Kg

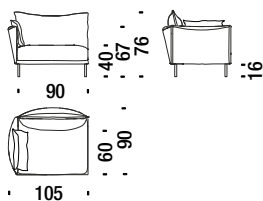


1 seater lateral left 105x90

Elemento 1p sinistro 105x90

864

6,8 mt. ★ 13 m² 0,8 m³ 45 Kg

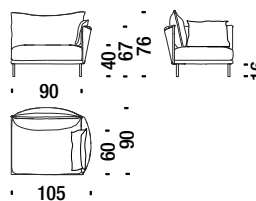


1 seater lateral right 105x90

Elemento 1p destro 105x90

865

6,8 mt. ★ 13 m² 0,8 m³ 45 Kg

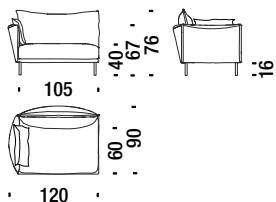


1 seater lateral left 120x90

Elemento 1p sinistro 120x90

866

7 mt. ★ 13,3 m² 0,9 m³ 40 Kg

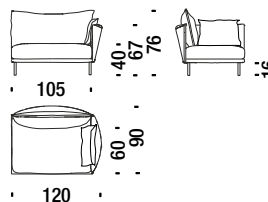


1 seater lateral right 120x90

Elemento 1p destro 120x90

867

7 mt. ★ 13,3 m² 0,9 m³ 40 Kg

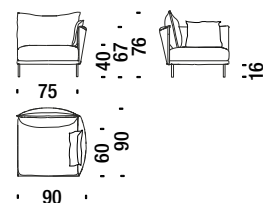


1 seater lateral element 90x90

Elemento 1p laterale 90x90

09U

6 mt. ★ 11 m² 0,7 m³ 35 Kg

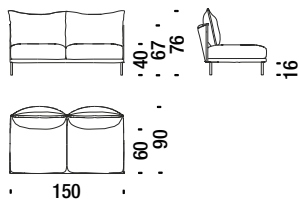


2 seater central element 150x90

Elemento 2p centrale 150x90

860

8,4 mt. ★ 16 m² 1,1 m³ 50 Kg

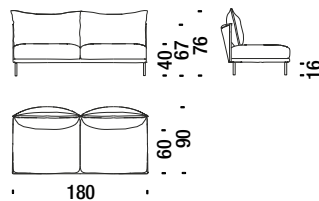


2 seater central element 180x90

Elemento 2p centrale 180x90

862

8,8 mt. ★ 16,8 m² 1,3 m³ 60 Kg

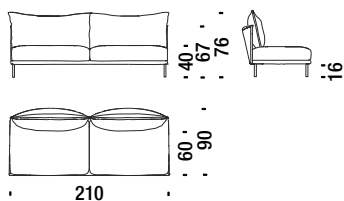


2 seater central element 210x90

Elemento 2p centrale 210x90

863

9,6 mt. ★ 18,2 m² 1,5 m³ 65 Kg

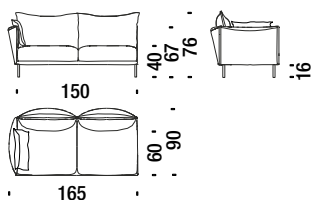


2 seater lateral left 165x90

Elemento 2p sinistro 165x90

868

11 mt. ★ 21 m² 1,2 m³ 55 Kg

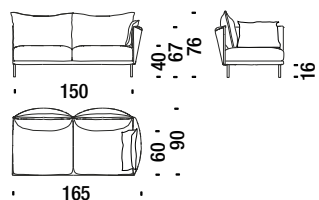


2 seater lateral right 165x90

Elemento 2p destro 165x90

869

11 mt. ★ 21 m² 1,2 m³ 55 Kg

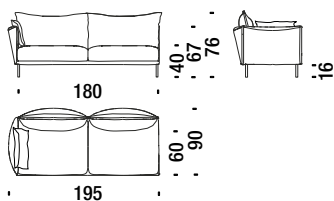


2 seater lateral left 195x90

Elemento 2p sinistro 195x90

872

11 mt. ★ 21 m² 1,4 m³ 78 Kg

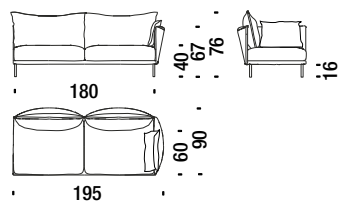


2 seater lateral right 195x90

Elemento 2p destro 195x90

873

11 mt. ★ 21 m² 1,4 m³ 78 Kg

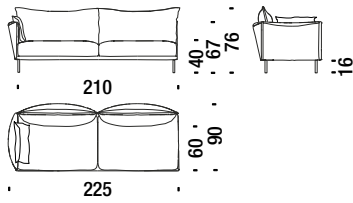


2 seater lateral left 225x90

Elemento 2p sinistro 225x90

874

11 mt. ★ 22,5 m² 1,6 m³ 80 Kg

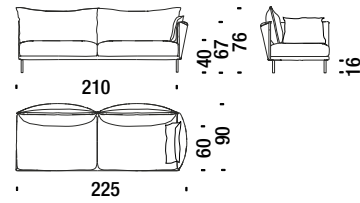


2 seater lateral right 225x90

Elemento 2p destro 225x90

875

11 mt. ★ 22,5 m² 1,6 m³ 80 Kg

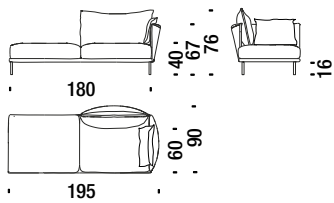


2 seater left peninsula 195x90

Penisola 2p sinistra 195x90

876

9 mt. ★ 17,1 m² 1,4 m³ 65 Kg

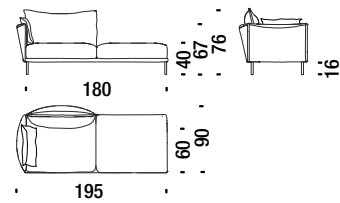


2 seater right peninsula 195x90

Penisola 2p destra 195x90

877

9 mt. ★ 17,1 m² 1,4 m³ 65 Kg

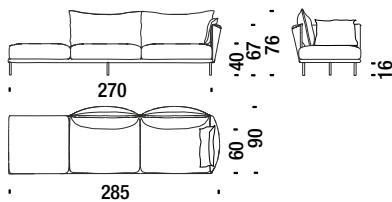


3 seater left peninsula 285x90

Penisola 3p sinistra 285x90

878

13,5 mt. ★ 25,7 m² 2,1 m³ 95 Kg

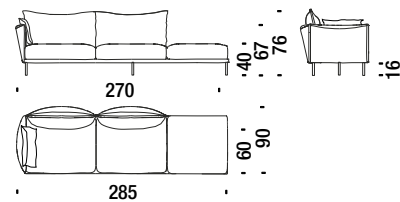


3 seater right peninsula 285x90

Penisola 3p destra 285x90

879

13,5 mt. ★ 25,7 m² 2,1 m³ 95 Kg

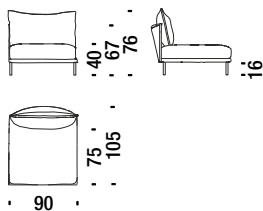


1 seater central element 90x105

Elemento 1p centrale 90x105

395

5 mt. ★ 9,5 m² 0,9 m³ 35 Kg

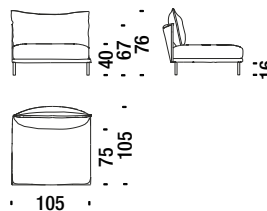


1 seater central element 105x105

Elemento 1p centrale 105x105

011

6 mt. ★ 11,4 m² 0,9 m³ 35 Kg

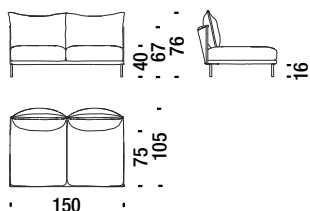


2 seater central element 150x105

Elemento 2p centrale 150x105

861

8,8 mt. ★ 16,8 m² 1,3 m³ 55 Kg

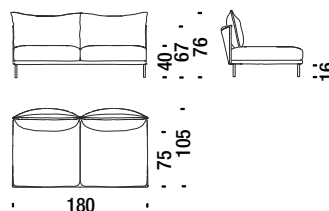


2 seater central element 180x105

Elemento 2p centrale 180x105

397

9,3 mt. ★ 17,6 m² 1,4 m³ 65 Kg

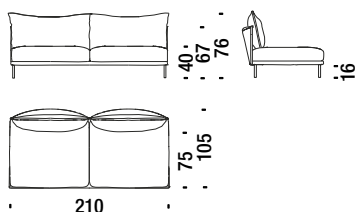


2 seater central element 210x105

Elemento 2p centrale 210x105

398

10,4 mt. ★ 19,8 m² 1,7 m³ 70 Kg

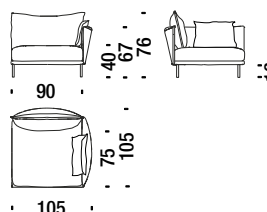


1 seater lateral element 105x105

Elemento 1p laterale 105x105

053

7 mt. ★ 13 m² 0,9 m³ 50 Kg

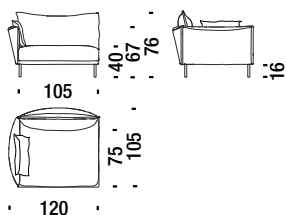


1 seater lateral left 120x105

Elemento 1p sinistro 120x105

334

7,3 mt. ★ 13,9 m² 1 m³ 59 Kg

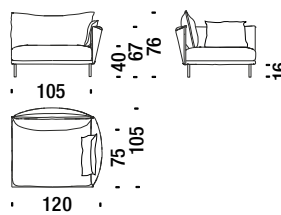


1 seater lateral right 120x105

Elemento 1p destro 120x105

335

7,3 mt. ★ 13,9 m² 1 m³ 59 Kg

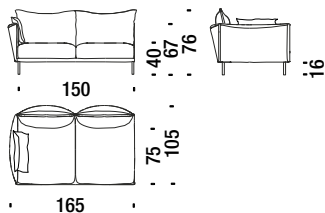


2 seater lateral left 165x105

Elemento 2p sinistro 165x105

870

11 mt. ★ 21 m² 1,4 m³ 60 Kg

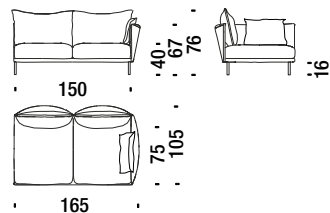


2 seater lateral right 165x105

Elemento 2p destro 165x105

871

11 mt. ★ 21 m² 1,4 m³ 60 Kg

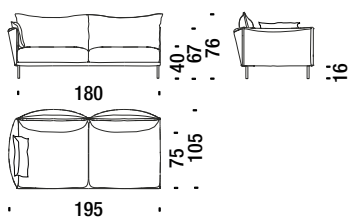


2 seater lateral left 195x105

Elemento 2p sinistro 195x105

626

11,8 mt. ★ 22,5 m² 1,5 m³ 70 Kg

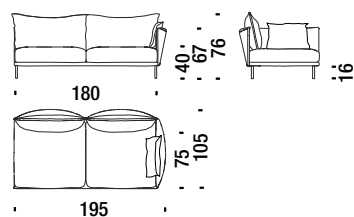


2 seater lateral right 195x105

Elemento 2p destro 195x105

627

11,8 mt. ★ 22,5 m² 1,5 m³ 70 Kg

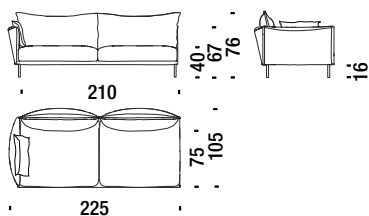


2 seater lateral left 225x105

Elemento 2p sinistro 225x105

628

12,4 mt. ★ 23,6 m² 1,8 m³ 93 Kg

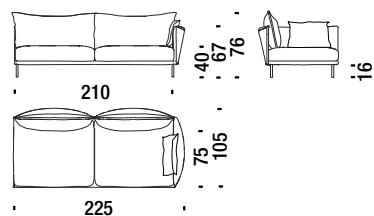


2 seater lateral right 225x105

Elemento 2p destro 225x105

629

12,4 mt. ★ 23,6 m² 1,8 m³ 93 Kg

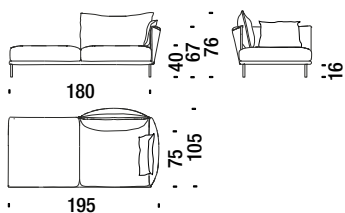


2 seater left penisola 195x105

Penisola 2p sinistra 195x105

674

9,6 mt. ★ 18,2 m² 1,4 m³ 65 Kg

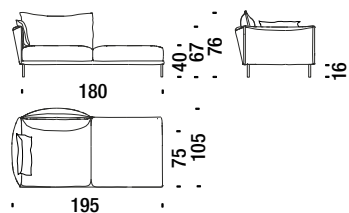


2 seater right peninsula 195x105

Penisola 2p destra 195x105

675

9,6 mt. ★ 18,2 m² 1,4 m³ 65 Kg

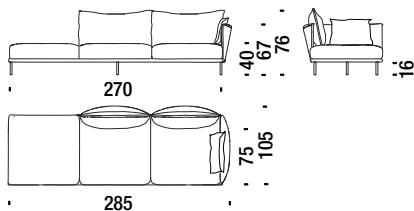


3 seater left peninsula 285x105

Penisola 3p sinistra 285x105

676

14 mt. ★ 26,6 m² 2,5 m³ 100 Kg

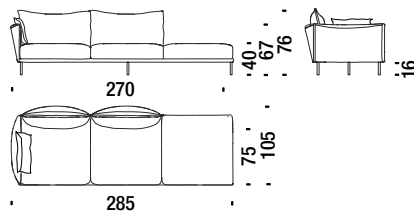


3 seater right peninsula 285x105

Penisola 3p destra 285x105

677

14 mt. ★ 26,6 m² 2,5 m³ 100 Kg

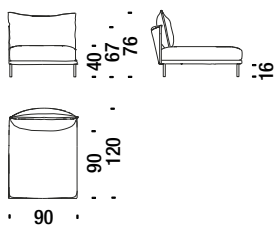


1 seater central element 90x120

Elemento 1p centrale 90x120

331

5 mt. ★ 9,5 m² 1 m³ 40 Kg

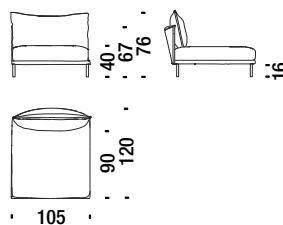


1 seater central element 105x120

Elemento 1p centrale 105x120

396

6 mt. ★ 11,4 m² 1 m³ 40 Kg

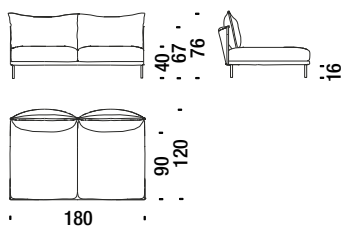


2 seater central element 180x120

Elemento 2p centrale 180x120

391

9,1 mt. ★ 17,3 m² 1,6 m³ 70 Kg

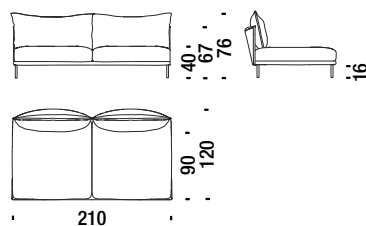


2 seater central element 210x120

Elemento 2p centrale 210x120

399

11 mt. ★ 20,6 m² 1,8 m³ 75 Kg

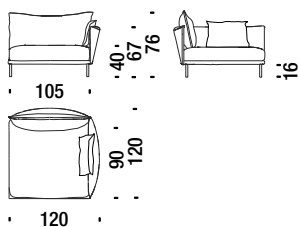


1 seater lateral element 120x120

Elemento 1p laterale 120x120

052

7 mt. ★ 13 m² 1,1 m³ 50 Kg

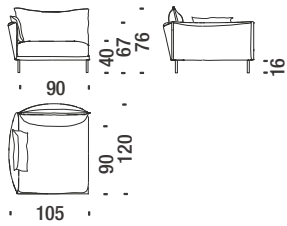


1 seater lateral left 105x120

Elemento 1p sinistro 105x120

388

7,3 mt. ★ 13,9 m² 1 m³ 45 Kg

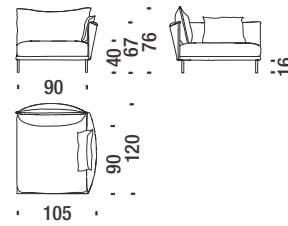


1 seater lateral right 105x120

Elemento 1p destro 105x120

387

7,3 mt. ★ 13,9 m² 1 m³ 45 Kg

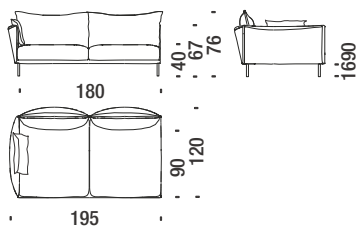


2 seater lateral left 195x120

Elemento 2p sinistro 195x120

646

12,1 mt. ★ 23 m² 1,7 m³ 75 Kg

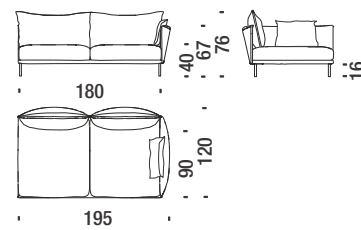


2 seater lateral right 195x120

Elemento 2p destro 195x120

647

12,1 mt. ★ 23 m² 1,7 m³ 75 Kg

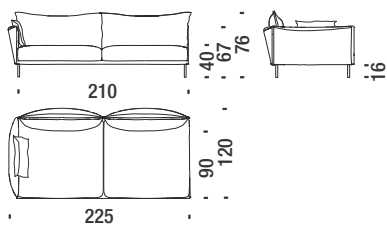


2 seater lateral left 225x120

Elemento 2p sinistro 225x120

648

12 mt. ★ 23 m² 1,9 m³ 90 Kg

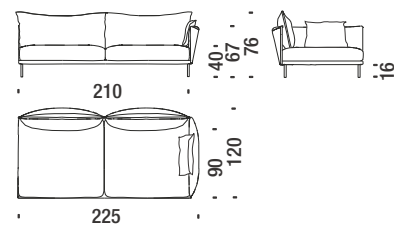


2 seater lateral right 225x120

Elemento 2p destro 225x120

649

12 mt. ★ 23 m² 1,9 m³ 90 Kg

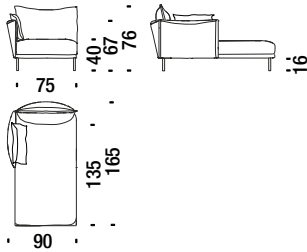


Chaise Longue left 90x165

Chaise Longue sinistra 90x165

880

7,7 mt. ★ 14,7 m² 1,2 m³ 65 Kg

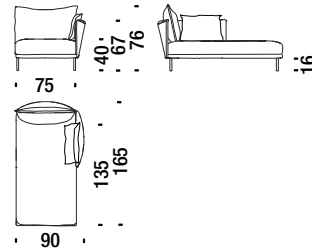


Chaise Longue right 90x165

Chaise Longue destra 90x165

881

7,7 mt. ★ 14,7 m² 1,2 m³ 65 Kg

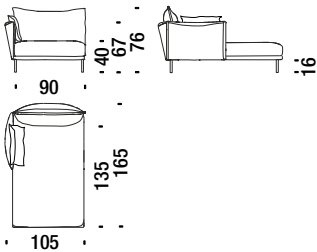


Chaise Longue left 105x165

Chaise Longue sinistra 105x165

882

8 mt. ★ 15,2 m² 1,4 m³ 70 Kg

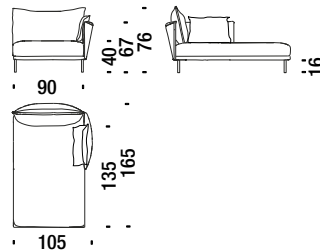


Chaise Longue right 105x165

Chaise Longue destra 105x165

883

8 mt. ★ 15,2 m² 1,4 m³ 70 Kg

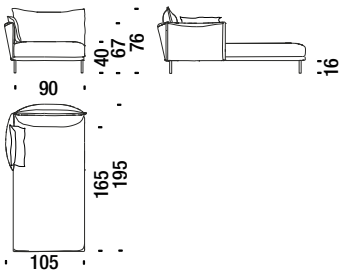


Chaise Longue left 105x195

Chaise Longue sinistra 105x195

OD4

8,8 mt. ★ 16,8 m² 1,7 m³ 85 Kg

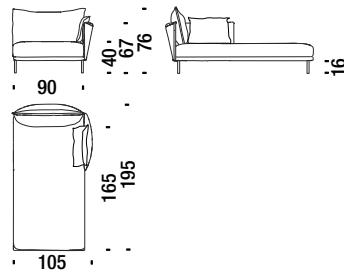


Chaise Longue right 105x195

Chaise Longue destra 105x195

OD3

8,8 mt. ★ 16,8 m² 1,7 m³ 85 Kg

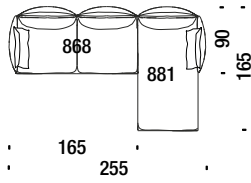


Composition C21R or C21L

Composizione C21Dx-C21Sx

C21

17,3 mt. ★ 32 m² □ 2,4 m³ 🧑 130 Kg

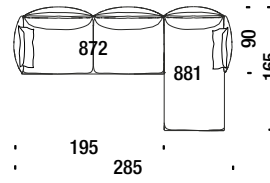


Composition C31R or C31L

Composizione C31Dx-C31Sx

C31

18,6 mt. ★ 35,3 m² □ 2,6 m³ 🧑 143 Kg

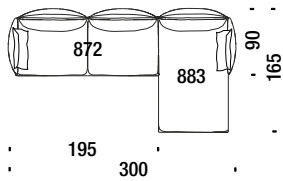


Composition C11R or C11L

Composizione C11Dx-C11Sx

C11

17,3 mt. ★ 32 m² □ 2,8 m³ 🧑 148 Kg

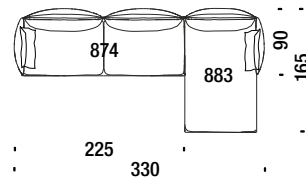


Composition C51R or C51L

Composizione C51Dx-C51Sx

C51

17,3 mt. ★ 32 m² □ 3 m³ 🧑 160 Kg

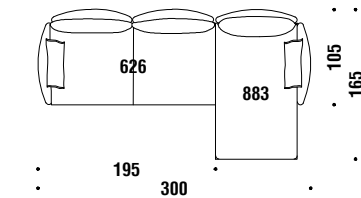


Composition C42R or C42L

Composizione C42Dx-C42Sx

C42

19,8 mt. ★ 37,7 m² □ 2,9 m³ 🧑 140 Kg

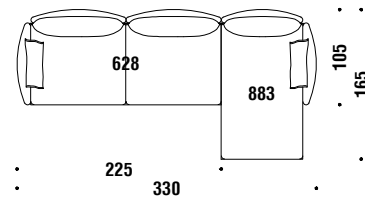


Composition C22R or C22L

Composizione C22Dx-C22Sx

C22

20,4 mt. ★ 38,8 m² □ 3,2 m³ 🧑 163 Kg

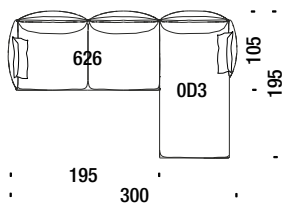


Composition C10R or C10L

Composizione C10Dx-C10Sx

C10

18,6 mt. ★ 35,3 m² □ 3,2 m³ 🧑 155 Kg

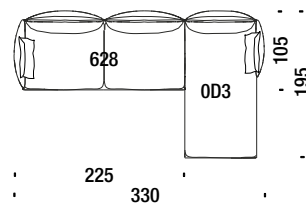


Composition C20R or C20L

Composizione C20Dx-C20Sx

C20

18,2 mt. ★ 35 m² □ 3,5 m³ 🧑 170 Kg

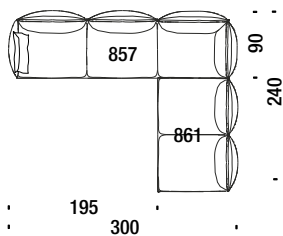


Composition A51R or A51L

Composizione A51Dx-A51Sx

A51

26,3 mt. ★ 50 m² 3,5 m³ 165 Kg

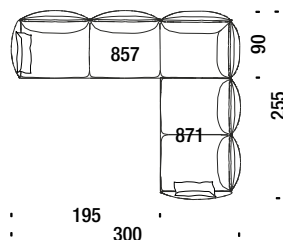


Composition A61R or A61L

Composizione A61Dx-A61Sx

A61

27 mt. ★ 51,3 m² 3,6 m³ 170 Kg

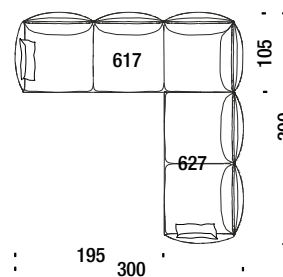


Composition A50R or A50L

Composizione A50Dx-A50Sx

A50

28 mt. ★ 53,2 m² 4 m³ 190 Kg

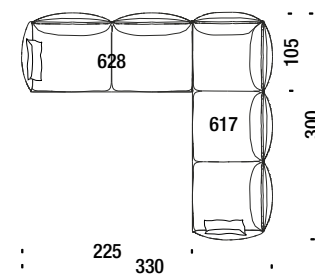


Composition A60R or A60L

Composizione A60Dx-A60Sx

A60

28 mt. ★ 53,2 m² 4,3 m³ 222 Kg

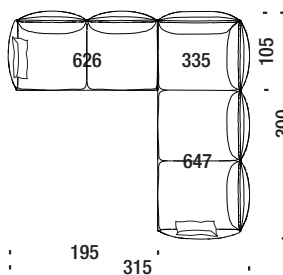


Composition B50R or B50L

Composizione B50Dx-B50Sx

B50

30 mt. ★ 57 m² 4,2 m³ 190 Kg

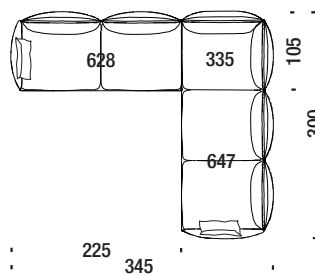


Composition B60R or B60L

Composizione B60Dx-B60Sx

B60

30 mt. ★ 57 m² 4,5 m³ 205 Kg

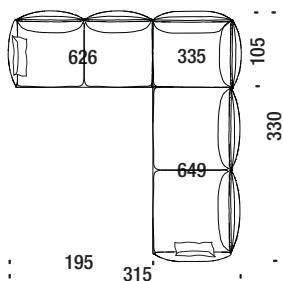


Composition B70R or B70L

Composizione B70Dx-B70Sx

B70

30 mt. ★ 57 m² 4,5 m³ 205 Kg

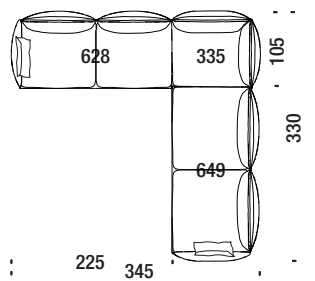


Composition B80R or B80L

Composizione B80Dx-B80Sx

B80

30 mt. ★ 57 m² 4,7 m³ 220 Kg

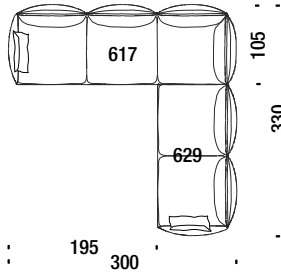


Composition A70R or A70L

Composizione A70Dx-A70Sx

A70

28 mt. ★ 53,2 m² 4,3 m³ 205 Kg

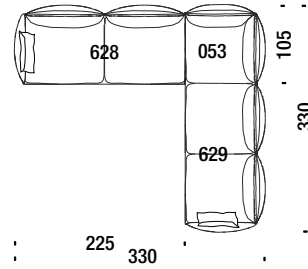


Composition A80R or A80L

Composizione A80Dx-A80Sx

A80

28 mt. ★ 53,2 m² 4,5 m³ 210 Kg

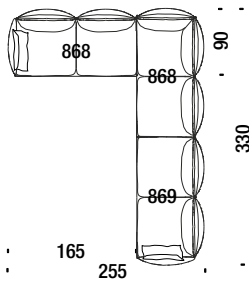


Composition A71R or A71L

Composizione A71Dx-A71Sx

A71

31,5 mt. ★ 60 m² 3,6 m³ 165 Kg

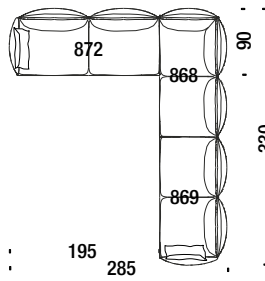


Composition A81R or A81L

Composizione A81Dx-A81Sx

A81

31,5 mt. ★ 60 m² 3,8 m³ 175 Kg

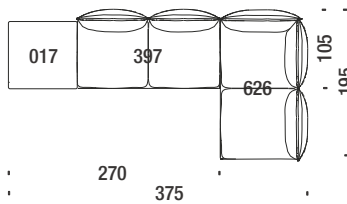


Composition A90R or A90L

Composizione A90Dx-A90Sx

A90

22 mt. ★ 42 m² 3,5 m³ 165 Kg

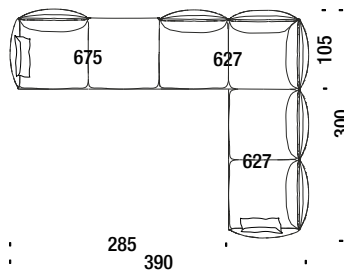


Composition B90R or B90L

Composizione B90Dx-B90Sx

B90

34,1 mt. ★ 65 m² 4,4 m³ 205 Kg



Composition C50R or C50L

Composizione C50Dx-C50Sx

C50

36,1 mt. ★ 66,2 m² 5,7 m³ 255 Kg

