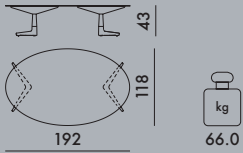


MULTIPLO LOW 2016

Design Antonio Citterio

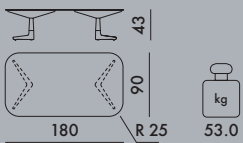
4150
INDOOR
Oval stoneware top with marble finish

4151
Oval glass top



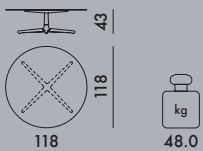
4156
Rectangular stoneware top with marble finish

4157
Rectangular glass top



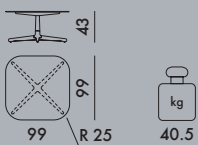
4152
Rounded stoneware top with marble finish

4153
Rounded glass top



4154
Square stoneware top with marble finish

4155
Square glass top



STRUCTURE

Matte painted die-cast aluminium

TOP

Stoneware with marble finish

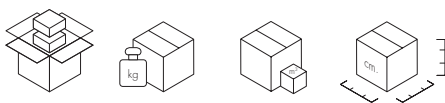


Glass



4151/4156/4157
4152/4154/4153/4155

*On request, Kartell can pair black or white tops with contrasting legs.



Model	Component	Weight (kg)	Volume (m³)	Dimensions (mm)
4150/4151	1 top	63.0	0.200	200X125X8
	1 leg	15.0	0.368	92X80X50
	1 leg	15.0	0.368	92X80X50
4156/4157	1 top	55.0	0.141	185X95X8
	1 leg	15.0	0.368	92X80X50
	1 leg	15.0	0.368	92X80X50
4152/4153	1 top	48.0	0.125	125X125X8
	1 leg	9.0	0.320	80X80X50
4154/4155	1 top	39.0	0.090	106X106X8
	1 leg	12.5	0.368	92X80X50

Standard	Level Reached
EN 1022 2005	Compliant
EN 15372:2008 par. 5	Compliant
EN 1730:2000	
6.2	3
6.3	3
6.4	3
6.5	3
6.6	3
6.8	3