

**Pixel**

design Ferruccio Laviani



Series of storage offered in two versions:

- **Pixel Glass**: structure made of veneered panels. Hinged doors in extra-clear tempered glass and decorative elements in multilayer wood veneered or covered with brass. Available in two heights, 90 cm. and 190 cm. **Version 90 cm. high** is endowed with an extra-clear tempered glass shelf each. Possibility to add 2 drawers placed under the top. **Version 190 cm. high** with 2 extra-clear tempered glass shelves and with 2 drawers in the same veneer as the structure.

- **Pixel W90**: structure made of veneered panels. Hinged doors in veneered panels and decorative elements in etched glass and in multilayer wood covered with brass. Inner spaces endowed with 2 extra-clear tempered glass shelves each.

Handles in brass.

Upon request, it's possible to have LED lighting placed under the top; it is activated automatically via sensors when the door is opened.

For measurements and finishes not listed below, please verify with the company the feasibility and price.

*Mobili contenitori proposti in due versioni:*

- **Pixel Glass**: struttura realizzata con pannelli impiallacciati. Ante a battente in vetro temperato extrachiario ed elementi decorativi in legno multistrato impiallacciato e rivestito in ottone. Disponibile in due altezze, cm. 90 e cm. 190. **La versione H. cm. 90** è attrezzata internamente con un ripiano in vetro temperato extrachiario per ogni vano. Possibilità di aggiungere 2 cassetti sottotop. **La versione H. cm. 190** con 2 ripiani in vetro temperato extrachiario e 2 cassetti nella stessa essenza della struttura. Maniglie in ottone.

- **Pixel W90**: struttura realizzata con pannelli impiallacciati. Ante a battente in pannelli impiallacciati ed elementi decorativi in vetro acidato e in legno multistrato rivestito in ottone. Vani attrezzati internamente con 2 ripiani in vetro temperato extrachiario ciascuno.

Maniglie in ottone.

Possibilità di avere, a richiesta, illuminazione a LED posta sotto il top; l'accensione risulta automatica tramite sensori che si attivano all'apertura dell'anta.

*Per le dimensioni e le finiture non indicate di seguito, si prega di verificare con l'azienda l'eventuale fattibilità e costo.*

**Materials**

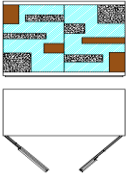
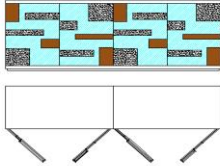
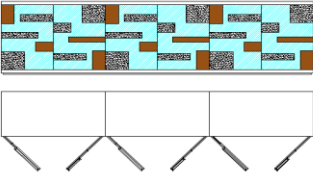
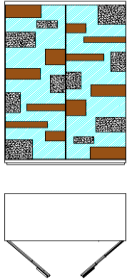
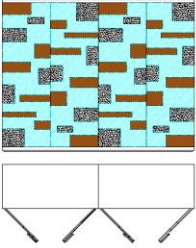
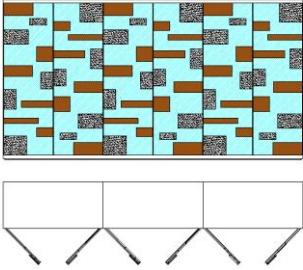
Structure: veneered panels;  
Doors: extra-clear tempered glass or veneered panels;  
Decorative elements: veneered multilayer wood, covered with burnished hand-brushed brass and etched glass;  
Shelves: extra-clear tempered glass;  
Finish: low-emission paint;  
Hardware: mechanisms of qualified European producers.

**Materiali**


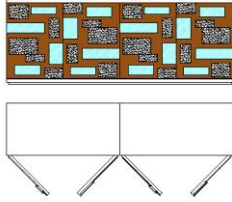
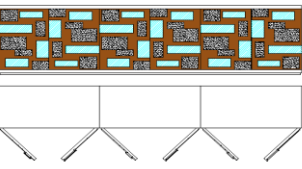
Struttura: pannelli impiallacciati;  
Ante: vetro temperato extrachiario o pannelli impiallacciati;  
Elementi decorativi: legno multistrato impiallacciato, rivestito in ottone brunito spazzolato a mano e vetro acidato;  
Ripiani: vetro temperato extrachiario;  
Finitura: vernice a bassa emissione;  
Ferramenta: meccanismi di qualificati produttori europei.

Standard finishes	Finiture standard
<ul style="list-style-type: none"> <li>- Oak (natural, stained or open pore lacquered)</li> <li>- Thermo-treated oak (light or dark)</li> </ul>	<ul style="list-style-type: none"> <li>- Rovere (naturale, tinto o laccato a poro aperto)</li> <li>- Rovere termotrattato (chiaro o scuro)</li> </ul>

**PIXEL GLASS**

<p>cm. 120x55xH.90 in. 47x22xH.35</p> 	<p>2 Doors 2 Ante</p>	<p>cm. 240x55xH.90 in. 94x22xH.35</p> 	<p>4 Doors 4 Ante</p>
<p>cm. 360x55xH.90 in. 142x22xH.35</p> 	<p>6 Doors 6 Ante</p>	<p>cm. 120x55xH.190 in. 47x22xH.75</p> 	<p>4 Doors 4 Ante</p>
<p>cm. 240x55xH.190 in. 94x22xH.75</p> 	<p>4 Doors 4 Ante</p>	<p>cm. 360x55xH.190 in. 142x22xH.75</p> 	<p>6 Doors 6 Ante</p>

**PIXEL W90**

<p>cm. 120x55xH.90 in. 47x22xH.35</p> 	<p>2 Doors 2 Ante</p>	<p>cm. 240x55xH.90 in. 94x22xH.35</p> 	<p>4 Doors 4 Ante</p>
<p>cm. 360x55xH.90 in. 142x22xH.35</p> 	<p>6 Doors 6 Ante</p>		







