


ponte

DESIGN
ANGELO CORTESI

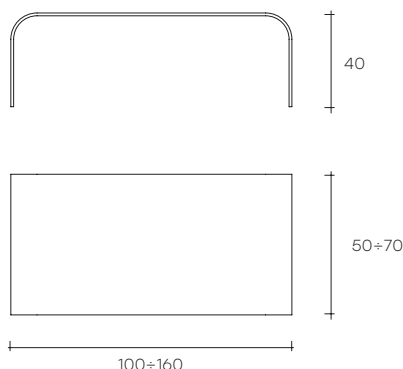
Tavolo basso
monolitico
in vetro curvato.

*Coffee table
in curved glass.*

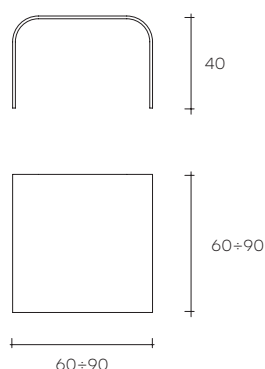


portata sul piano 10 mm: 60 kg
portata sul piano 12 mm: 60 kg
portata sul piano 19 mm: 100 kg
*load capacity on 10 mm thick top: 60 kg
load capacity on 12 mm thick top: 60 kg
load capacity on 19 mm thick top: 100 kg*

PIANO RETTANGOLARE RECTANGULAR TOP



PIANO QUADRATO SQUARE TOP



dimensioni L, P, H dimensions L, W, H (cm)	COD./CODE	L	P/W	H	peso netto net weight (kg)	peso lordo gross weight (kg)	volume imballo package volume (m ³)
Tavolo basso in vetro curvato da 10 mm. <i>Coffee table in 10 mm-thick curved glass.</i>	0118	60	60	40	18,5	26	0,27
	0101	90	90	40	34	48	0,53
	0107	100	60	40	24	36	0,34
Tavolo basso in vetro curvato da 12 mm. <i>Coffee table in 12 mm-thick curved glass.</i>	0105	120	120	40	65	86	0,90
	0110	120	60	40	34	48	0,40
	0108	130	70	40	40	59	0,51
Tavolo basso in vetro curvato da 19 mm. <i>Coffee table in 19 mm-thick curved glass.</i>	0130	120	60	40	53	67	0,40
	0131	130	70	40	64	83	0,51
	0120	160	50	40	52	70	0,55

FINITURA FINISH

SPESSORE THICKNESS

Vetro extralight <i>Extralight glass</i>	*10/12/19 mm
Vetro extralight retrolaccato RAL <i>Extralight RAL back-lacquered glass</i>	*10/12/19 mm
Vetro extralight acidato <i>Extralight acid-etched glass</i>	*10/12mm
Vetro extralight acidato retrolaccato RAL <i>Extralight RAL acid-etched back-lacquered glass</i>	*10/12mm
Vetro fumè <i>Smoked glass</i>	10/12 mm
Vetro bronzo (solo Art. 0118-0101-0107) <i>Bronze glass (only Art. 0118-0101-0107)</i>	10 mm
Retro argentatura <i>Back-silvered</i>	

* Lo spessore dipende dalla dimensione richiesta.
* Glass thickness depends on the required size.