

waves

DESIGN LUDOVICA +
ROBERTO PALOMBA

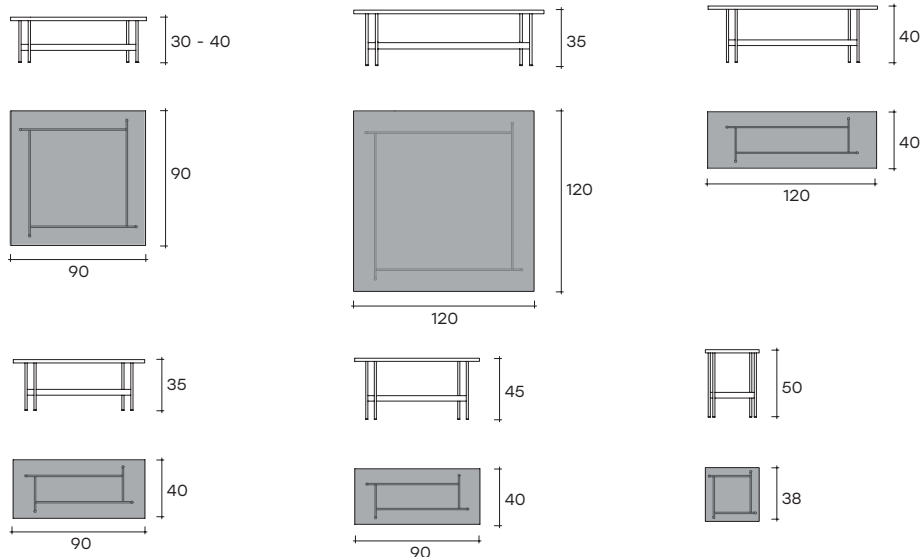
modello registrato
registered model





Tavolino con piano
in DV Glass
da 23 mm trasparente
o a strisce colorate.
Base in metallo finitura
Titanio opaco oppure
Nichel Nero lucido.

Coffee table with top
made of 23 mm DV Glass
available in transparent
or in line colored glass.
Metal base in opaque
Titanium or in Black
Glossy Nickel.

portata sul piano: 30 kg
load capacity on top: 30 kg



STRUTTURA DV-GLASS® DV-GLASS® STRUCTURE



- Trasparente
Transparent
- Fumè
Smoke
- Bronzo
Bronze

Per combinazioni custom,
contattare il customer service.

For customized compositions
please contact Fiam customer service.

dimensioni L, P, H
dimensions L, W, H
(cm)

COD./CODE

L

P/W

H

peso netto
net weight
(kg)

peso lordo
gross weight
(kg)

volume imballo
package volume
(m³)

Tavolino con piano
in DV Glass trasparente
e base finitura Titanio opaco.
Coffee table with top made
of transparent DV glass and
base in opaque Titanium finish.

WT-TR/9030	90	90	30	51	75	0,41
WT-TR/12035	120	120	35	89	122	0,76
WT-TR/9040	90	90	40	52	76	0,48
WT-TR/12040	120	40	40	31	47	0,28
WT-TR/9035	90	40	35	24	38	0,24
WT-TR/9045	90	40	45	25	39	0,24
WT-TR/3850	38	38	50	10	23	0,18
WT-CO/9030	90	90	30	51	75	0,41
WT-CO/9040	90	90	40	52	76	0,48
WT-CO/12035	120	120	35	89	122	0,76
WT-CO/12040	120	40	40	31	47	0,28
WT-CO/9035	90	40	35	24	38	0,24
WT-CO/9045	90	40	45	25	39	0,24
WT-CO/3850	38	38	50	10	23	0,18

Tavolino con piano
in DV Glass a strisce colorate
e base finitura Nichel nero lucido.
Coffee table with top made
of colored DV glass and base
in black glossy Nickel finish.



Per dimensioni su richiesta rivolgersi all'ufficio commerciale.
For customized dimensions and finishes contact FIAM customer service.



RIPIANO INFERIORE OPZIONALE
OPTIONAL LOWER SHELF

RIPIANO INFERIORE _ LOWER SHELF

dimensioni L, P, H <i>dimensions L, W, H</i> (cm)	COD. TAVOLINO COFFEE TABLE CODE	COD. RIPIANO SHELF CODE	L	P/W	H	peso netto <i>net weight</i> (kg)	peso lordo <i>gross weight</i> (kg)	volume imballo <i>package volume</i> (m ³)
Ripiano in vetro temperato trasparente, spess. 8 mm <i>Shelf in tempered transparent glass, 8 mm thick</i>	WT-TR/9030	W-RIP/T75	75	75	0,8	11	17	0,07
	WT-TR/9040							
	WT-TR/12035	W-RIP/T101	101	101	0,8	20	28	0,1
	WT-TR/12040							
Ripiano in vetro temperato fumè spess. 8 mm <i>Shelf in tempered smoked glass, 8 mm thick</i>	WT-CO/9030	W-RIP/F75	75	75	0,8	11	17	0,07
	WT-CO/9040							
	WT-CO/12035	W-RIP/F101	101	101	0,8	20	28	0,1
	WT-CO/12040							
	WT-CO/9035	W-RIP/F70	70	28	0,8	4	9	0,03
	WT-CO/9045							
	WT-CO/12035	W-RIP/F101	101	101	0,8	20	28	0,1
	WT-CO/12040	W-RIP/F90	90	28	0,8	5	10	0,03



Lievi tracce, avvallamenti superficiali ed irregolarità interne ed esterne alla lastra in vetro sono segni distintivi del processo di fusione ad alta temperatura che ne garantiscono l'artigianalità. Non possono quindi essere oggetto di contestazione.

Slight traces on the surface, internal and external glass plate's irregularities are distinctive signs of the high-temperature fusion process that guarantee its craftsmanship. They cannot therefore be contested.