

Letto PABLO

PABLO bed

Letto PABLO

PABLO bed

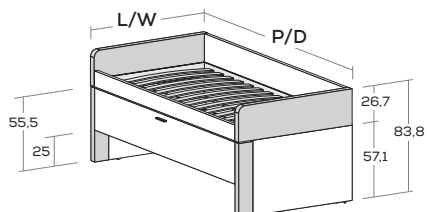
Con secondo letto estraibile con ruote autofrenanti, progettato per materasso H. 20 cm su entrambi i letti.

With trundle bed on self-locking wheels, designed for 20cm-high mattress on both beds.

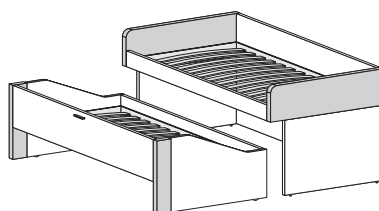
Attrezzabile con tutti gli accessori H. 24,2 cm.

Can be fitted with all accessories H 24,2 cm.

CHIUSO
CLOSED



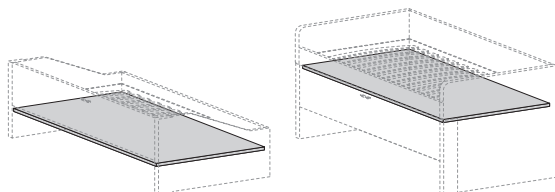
APERTO
OPEN



RETE / MATERASSO		L/W	H	P/D
MATT. BASE / MATTRESS		<input type="checkbox"/>	<input type="checkbox"/>	<input type="checkbox"/>
90 x	190	98	83,8	203
	200			213
105 x	190	113	83,8	203
	200			213

Pannello sottorete sp. 1,2 cm per letto PABLO

1,2 cm-thick panel under mattress base for PABLO bed



Per rete cm For matt. base cm	
L/W	P/D
90	190 200
105	190 200