



DOORS FOR LIVING



DOORS THAT ARE THE EXPRESSION OF PURE DESIGN
AND AUTHENTIC ITALIAN CRAFTSMANSHIP

BOSCAVENEZIA[®]
Since 1968



VISTA AEREA VENEZIA Piazza San Marco_Palazzo Ducale

VENICE AERIAL VIEW San Marco Square_Ducale Palace



BOSCAVENEZIA

Dietro al nostro lavoro si nasconde una storia tutta italiana fatta di design e grande esperienza.

Il nostro modello di business è produrre sistemi per la suddivisione degli ambienti. Porte scorrevoli, porte battenti, cabine armadio oltre a librerie e complementi per la zona giorno.

Progetti contraddistinti dalla cura del dettaglio di matrice artigianale e competenza tecnica. Sistemi dal forte valore progettuale, esteticamente esclusivi e con massima affidabilità nel tempo.

Grazie alla nostra esperienza e conoscenze ultra trentennali siamo in grado di offrire pezzi unici che spaziano dal prodotto di design minimalista con utilizzo di alluminio/ acciaio e vetro al prodotto in legno moderno per poi passare a quello in legno classico abbinato a vetri dipinti a mano.

Offerta a 360° per quel che concerne la suddivisione degli ambienti e personalizzabili a piacimento del cliente e quindi unica.

Prodotti realizzati esclusivamente su misura, quindi sartoriali.

La sartoria del legno vive degli occhi, delle mani e della passione che Boscavenezia riesce a far emergere.

Behind our work lies an all-Italian story of design and great experience. Our business model is to produce systems for the division of environments. Sliding doors, hinged doors, walk-in closets as well as bookcases and accessories for the living area.



Projects characterized by attention to detail of craftsmanship and technical expertise. Systems with a strong design value, aesthetically exclusive and

with maximum reliability over time. Thanks to our over thirty-year experience and knowledge we are able to offer unique pieces ranging from the minimalist design product using aluminum / steel and glass to the modern wood product and then moving on to the classic wooden one combined with hand-painted glasses.

Offer to 360 ° for what concerns the subdivision of the environments and customizable at will of the customer and therefore unique. Products made exclusively tailored, therefore tailored. The tailoring of wood lives on the eyes, hands and passion that Boscavenezia manages to bring out.

PROFILO

La nostra storia affonda le proprie radici nell'esperienza di oltre 50 anni nella produzione di complementi d'arredo e sistemi per la suddivisione degli ambienti.

Cinquant'anni di storia aziendale, conoscenza dei processi produttivi, scelta dei materiali più adatti, legati da una componente di manualità artigianale nei processi di finitura e soluzioni progettuali-architettoniche all'avanguardia, permettono a Bosca di offrire prodotti unici con caratteristiche di elevata qualità tecnica ed estetica in continua evoluzione.

Progetti orientati alla ricerca di qualità tecniche, estetiche, di funzione e design in costante sviluppo per soluzioni progettuali in costante evoluzione.

Il progetto contemporaneo deve mirare alla sostenibilità del processo produttivo, del prodotto e dei comportamenti innescati, mentre le esigenze ambientali devono diventare prerequisiti del design contemporaneo. Legno, alluminio, acciaio e vetro sono i materiali utilizzati, materiali eco-sostenibili.

I cicli di produzione si svolgono completamente all'interno dell'azienda per offrire prodotti unici in grado di esprimere contenuti di innovazione e di fare tendenza, assicurando la massima affidabilità nel tempo.



PROFILE


Our history has its roots in the experience of over 50 years in the production of furnishing accessories and systems for the subdivision of environments.

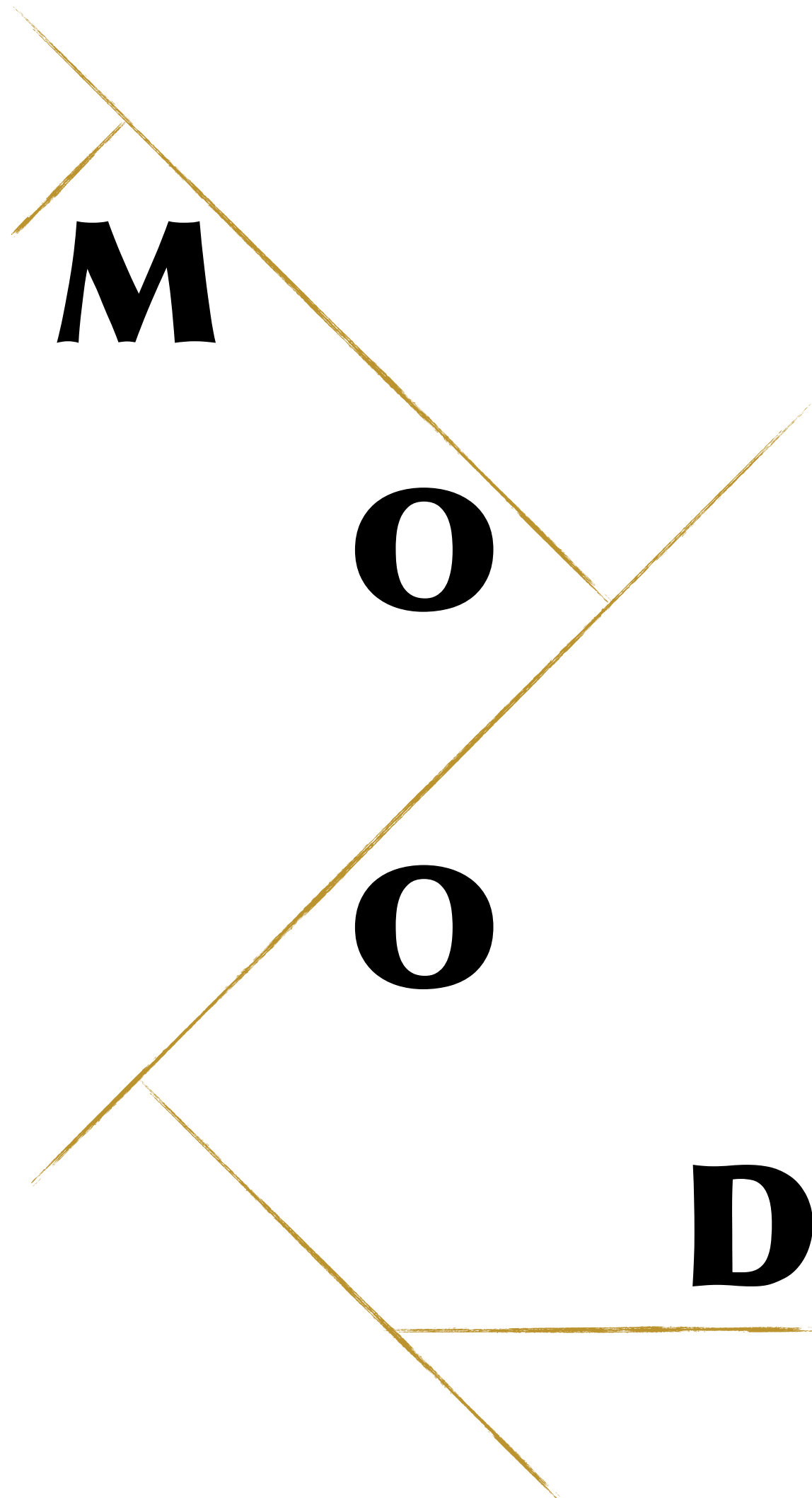
Fifty years of company history, knowledge of production processes, choice of the most suitable materials, linked by an artisan manual component in the finishing processes and avant-garde design-architectural solutions, allow Bosca to offer unique products with high quality features constantly evolving technique and aesthetics.

Projects aimed at researching technical, aesthetic, functional and design qualities in constant development for constantly evolving design solutions.

The contemporary project must aim at the sustainability of the production process, the product and the behaviors triggered, while the environmental needs must become prerequisites of contemporary design. Wood, aluminum, steel and glass are the materials used, eco-sustainable materials.

The production cycles take place completely within the company to offer unique products capable of expressing innovation content and making trends, ensuring maximum reliability over time.





Urban_Chic

pag. 10-69

Downtown_Alizee_Line_Boston
Giselle_Toulouse_Geneva_Groove

Classic_Gold

pag. 70-133

Solitaire_Portorico_Astoria_Narciso
Genesis_Osaka_Ellington

Deep_Glamour

pag. 134-213

Glamour_Prestige_Luis_Exit_Empire
Lawrance_Evolution_Piccadilly_Althea

Modern_Lux

pag. 214-271


Katana_Montgomery_Bijou_Overture
Eloise_Manhattan_Victoire_Mirage

Metal_Urban

pag. 276-361

Steel_Line_Light_Frame_Light_Minimal
Light_Line_LightPlus_Light_Universal
Portrait

Mood Urban_Chic



**Rigore geometrico
interpretato con un
sostanzioso
accostamento di
finiture e forme per un
ambiente
contemporaneo e
naturale.**

**Geometric rigor
interpreted with a
substantial
combination of
finishes and shapes for
a contemporary and
natural ambience.**

Downtown_A

Pannelli scorrevoli con binario a scomparsa.
Pannelli in legno e vetro con inserimento listelli
legno e tubi metallo.
Legno "Laccato Grigio Fumo"
Vetro "Fumè trasparente"
Finitura metallo "Cromo satinato"

Sliding panels with concealed track.
Wood and glass panels with insertion of wood
strips and metal pipes.
Wood "Grigio Fumo" lacquered
Glass "Fumè transparent"
Metal finish "Cromo satinato"

Downtown_B

Pannelli scorrevoli con binario a scomparsa.
Pannelli in legno e vetro con inserimento listelli
legno e tubi metallo.
Legno "Laccato Brunito"
Vetro "Bronzo trasparente"
Finitura metallo "Cromo satinato"

Sliding panels with concealed track.
Wood and glass panels with insertion of wood
strips and metal pipes.
Wood "Brunito" lacquered
Glass "Bronzo transparent"
Metal finish "Cromo satinato"



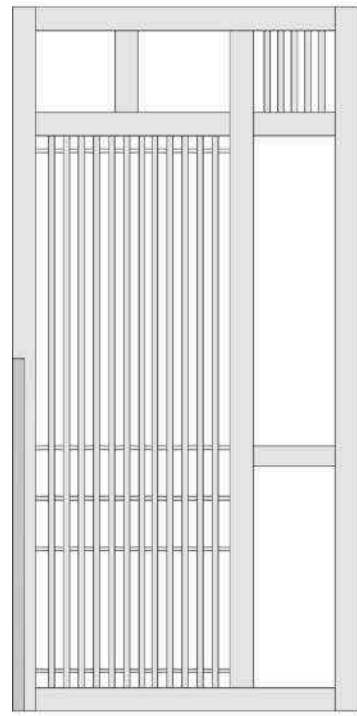


Downtown A

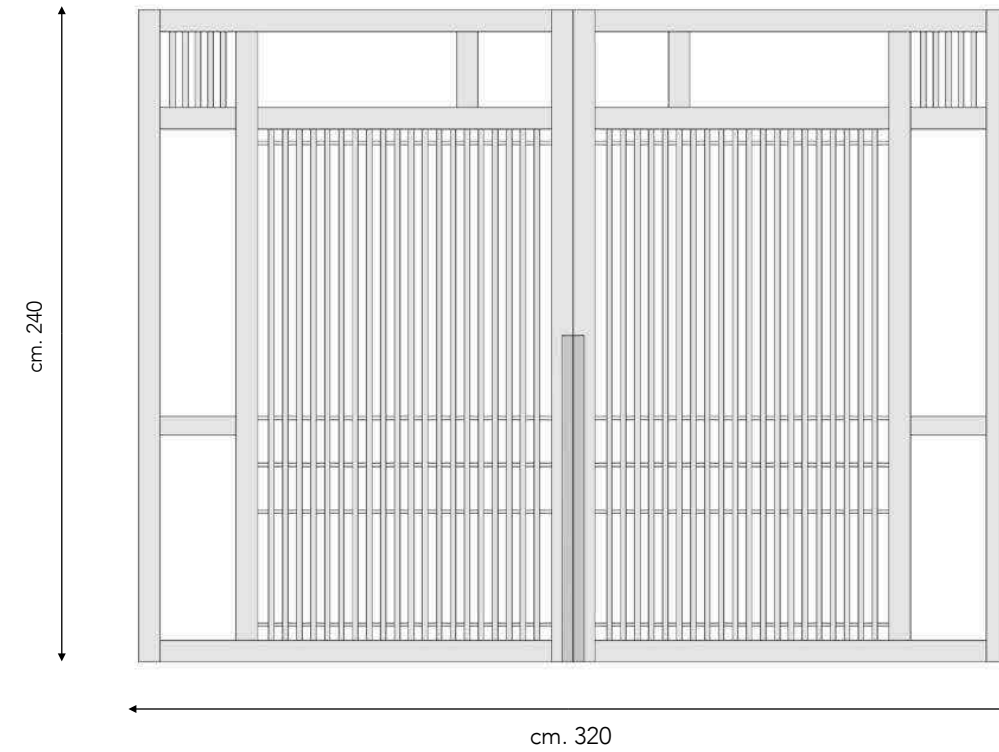


Downtown B

Downtown_A-B



COMPOSIZIONE FOTO PHOTO COMPOSITION

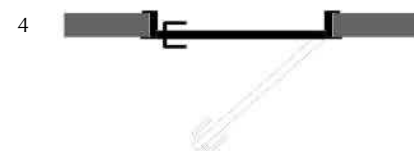
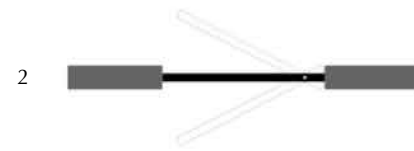


Tipologie ed aperture:

- 1_Scorrevoli
- 2_Pivot system
- 3_Battente a filo muro
- 4_Battente con stipite

Types and openings:

- 1_Slidings
- 2_Pivot system
- 3_Swing door flush with the wall
- 4_Swing door with jamb



Alizee

design Michele Marcon

Pannelli con sistema apertura "pivot"
Pannelli tamburati con inserimento fasce legno
di diversi spessori
Legno "Olmo White"
Finitura metallo "verde pastello"


Panels with "pivot" opening system
Hollow-core panels with insertion of wood
strips of different thicknesses
Wood "Olmo White"
Metal finish "verde pastello"






13
50
NEW YORK

DREAMING
L'été en



Alizee



Tipologie ed aperture:

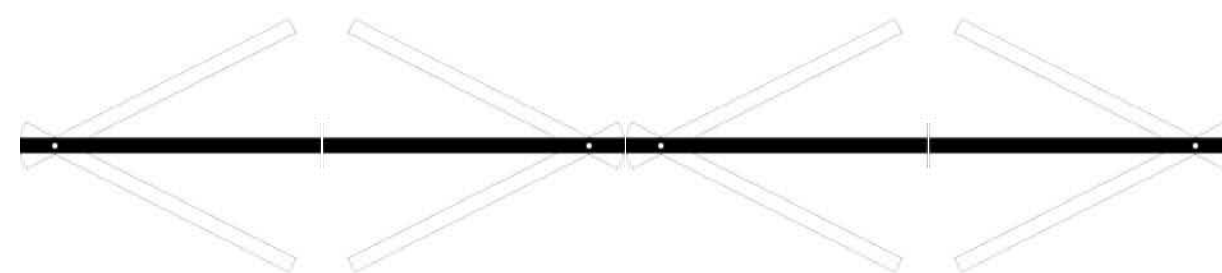
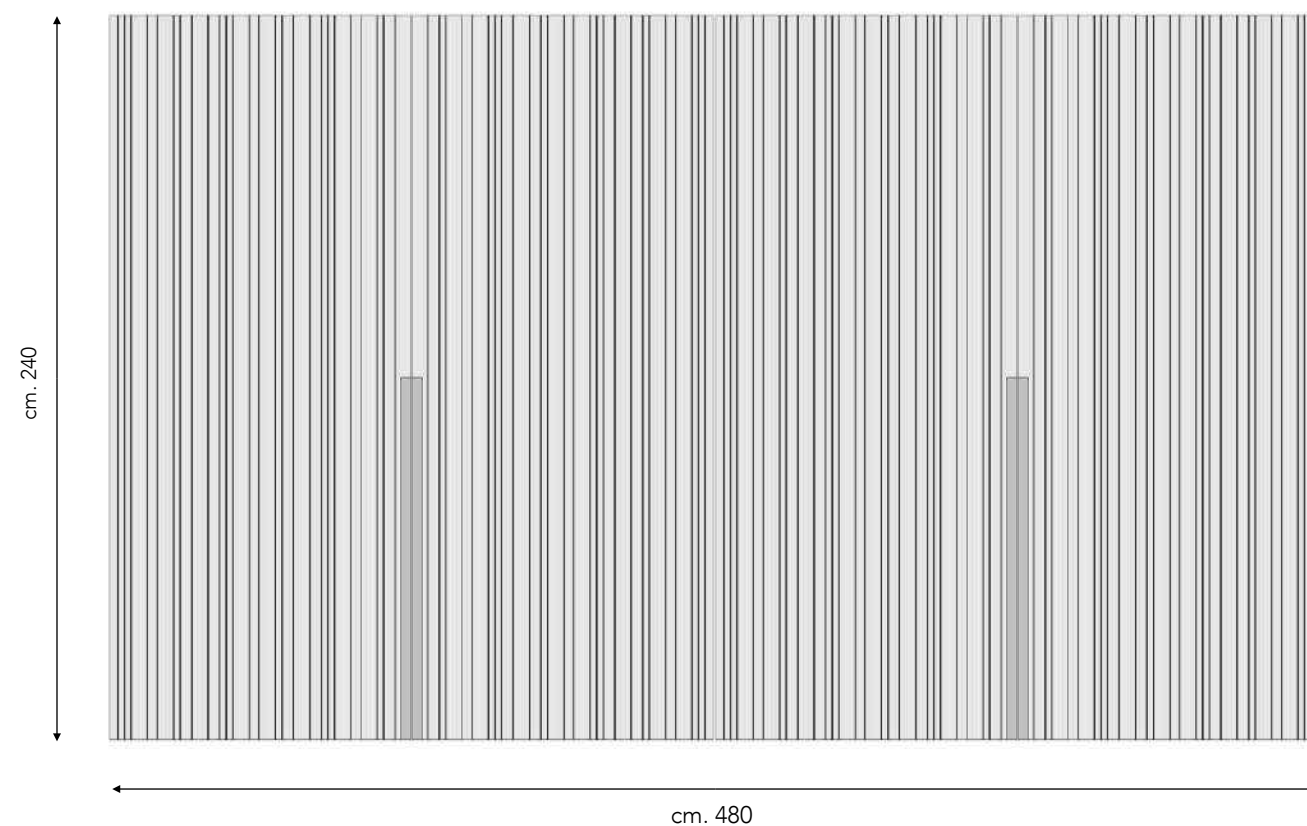
- 1_Scorrevoli
- 2_Pivot system
- 3_Battente a filo muro
- 4_Battente con stipite

Types and openings:

- 1_Slidings
- 2_Pivot system
- 3_Swing door flush with the wall
- 4_Swing door with jamb



COMPOSIZIONE FOTO PHOTO COMPOSITION






Line

Porte battenti doppie a “filomuro”
Pannelli tamburati grezzi con primer
Finitura foto in resina-cemento rasato

Double flush hinged doors
Raw hollow-core panels with primer
Finishing photo in resin-cement shaved





Line

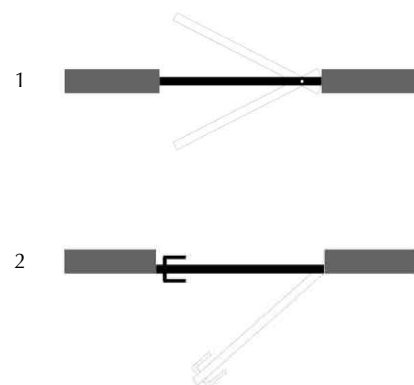


Tipologie ed aperture:

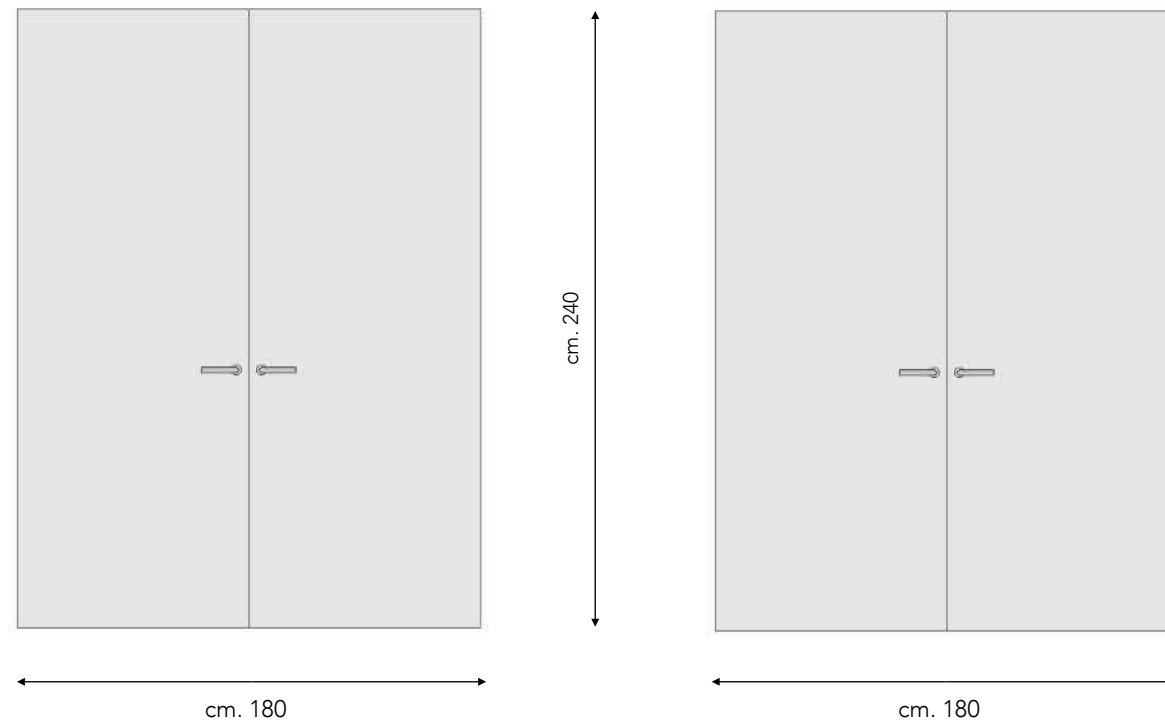
- 1_Pivot system
- 2_Battente con stipite

Types and openings:

- 1_Pivot system
- 2_Swing door flush with the wall



COMPOSIZIONE FOTO PHOTO COMPOSITION



Boston design Michele Marcon

Pannelli scorrevoli con binario a scomparsa.
 Pannelli in legno e vetro con inserimento listelli
 legno e tubi metallo.
 Legno "Laccato Verde Bosco"
 Vetro "Trasparente"
 Finitura metallo "Oro spazzolato"


Sliding panels with concealed track.
 Wood and glass panels with insertion of wood
 strips and metal pipes.
 Wood "Verde Bosco" lacquered
 Glass "Transparent"
 Metal finish "Oro spazzolato"



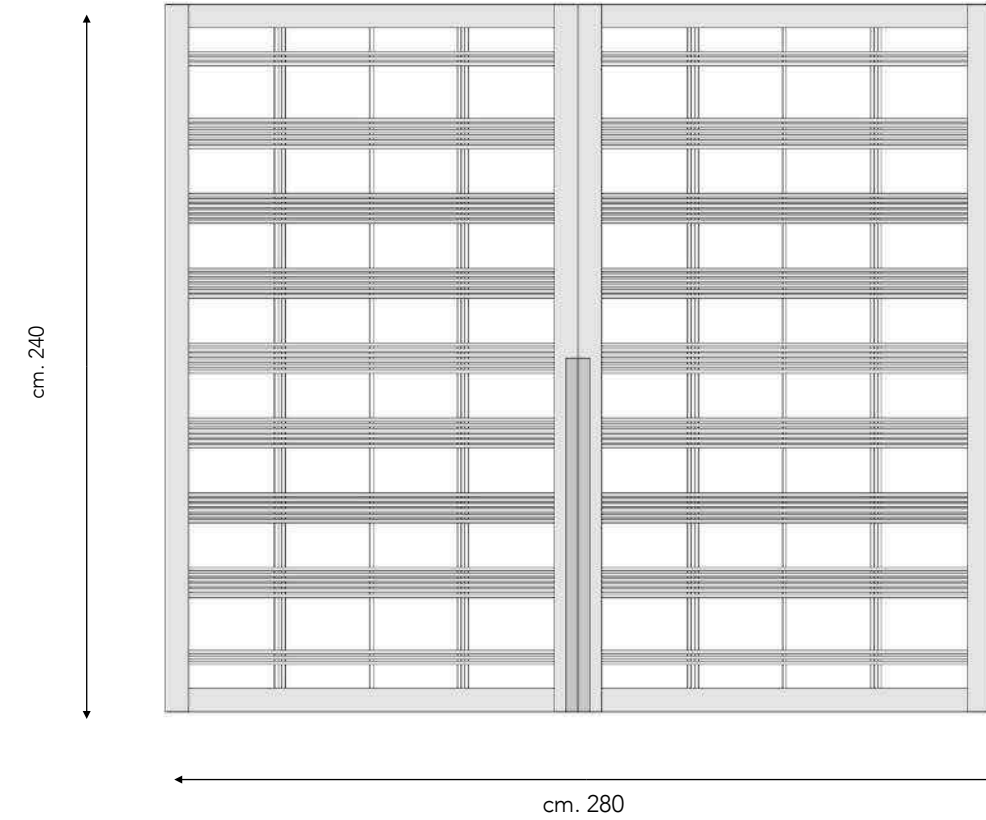




Boston



COMPOSIZIONE FOTO PHOTO COMPOSITION



Tipologie ed aperture:

- 1_Scorrevoli
- 2_Pivot system
- 3_Battente a filo muro
- 4_Battente con stipite

Types and openings:

- 1_Slidings
- 2_Pivot system
- 3_Swing door flush with the wall
- 4_Swing door with jamb



Giselle

design Michele Marcon

Porte battenti doppie a "filomuro"
Pannelli tamburati legno
Decorativo 3D: Move C
Legno "Rovere Natural"

Double flush hinged doors
Wood hollow-core panels
3D decorative: Move C
Wood "Rovere Natural"

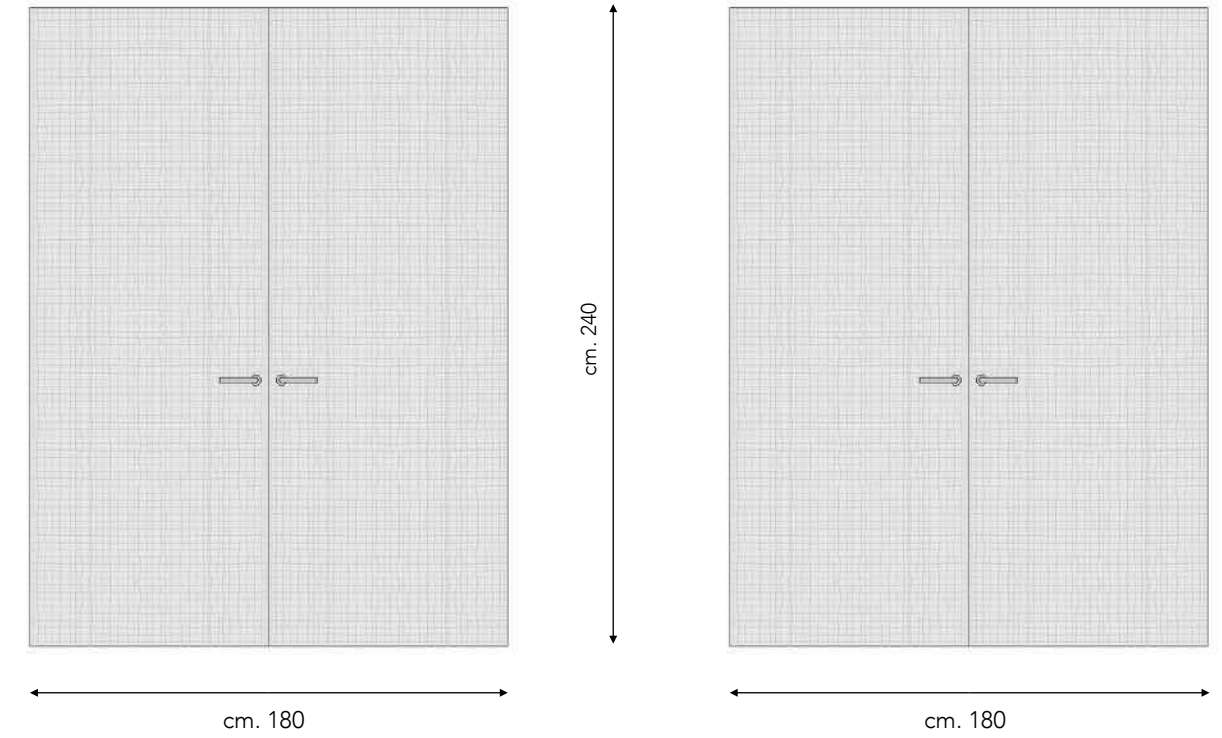




Giselle



COMPOSIZIONE FOTO PHOTO COMPOSITION



Tipologie ed aperture:

- 1_Scorrevoli
- 2_Pivot system
- 3_Battente a filo muro
- 4_Battente con stipite



Types and openings:

- 1_Slidings
- 2_Pivot system
- 3_Swing door flush with the wall
- 4_Swing door with jamb






Toulouse

design Michele Marcon

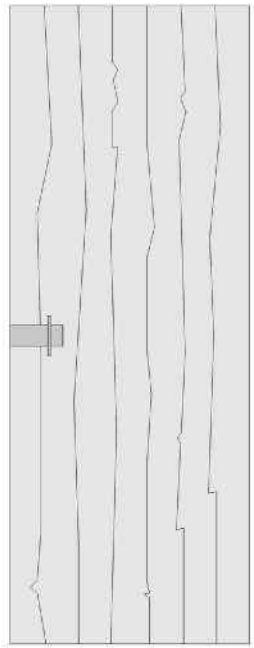
Pannelli con sistema apertura "pivot"
 Pannelli tamburati legno
 Decorativo 3D: Natural wood
 Legno "Olmo Grey"
 Finitura metallo "Rame spazzolato"

Panels with "pivot" opening system
 Wood hollow-core panels
 3D decorative: Natural wood
 Wood "Olmo Grey"
 Metal finish "Rame spazzolato"

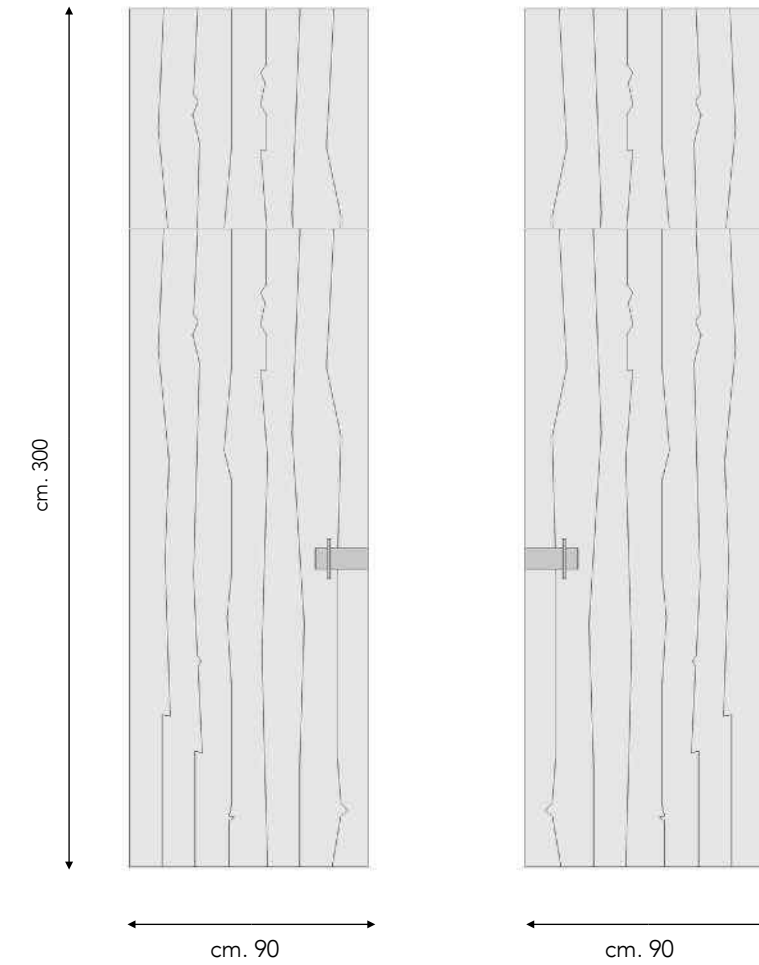




Toulouse

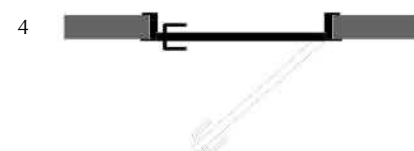
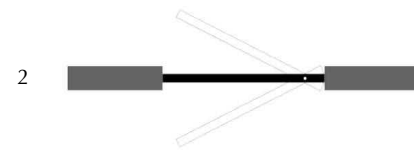


COMPOSIZIONE FOTO PHOTO COMPOSITION



Tipologie ed aperture:

- 1_Scorrevoli
- 2_Pivot system
- 3_Battente a filo muro
- 4_Battente con stipite



Types and openings:



- 1_Slidings
- 2_Pivot system
- 3_Swing door flush with the wall
- 4_Swing door with jamb



Geneva design Michele Marcon


Pannelli scorrevoli con binario a scomparsa.
 Pannelli tamburati legno
 Decorativo 3D: Move J - Matelasée XL
 Legno "Olmo White"
 Finitura metallo "Canna Fucile"

Sliding panels with concealed track.
 Wood hollow-core panels
 3D decorative: Move J - Matelasée XL
 Wood "Olmo White"
 Metal finish "Canna Fucile"






Geneva



COMPOSIZIONE FOTO PHOTO COMPOSITION



Tipologie ed aperture:

- 1_Scorrevoli
- 2_Pivot system
- 3_Battente a filo muro
- 4_Battente con stipite



Types and openings:

- 1_Slidings
- 2_Pivot system
- 3_Swing door flush with the wall
- 4_Swing door with jamb



Groove


Porte battenti doppie a "filomuro"
Pannelli tamburati legno
Legno "Laccato Liquirizia"

Double flush hinged doors
Wood hollow-core panels
Wood "Liquirizia" laquered





Groove



Tipologie ed aperture:

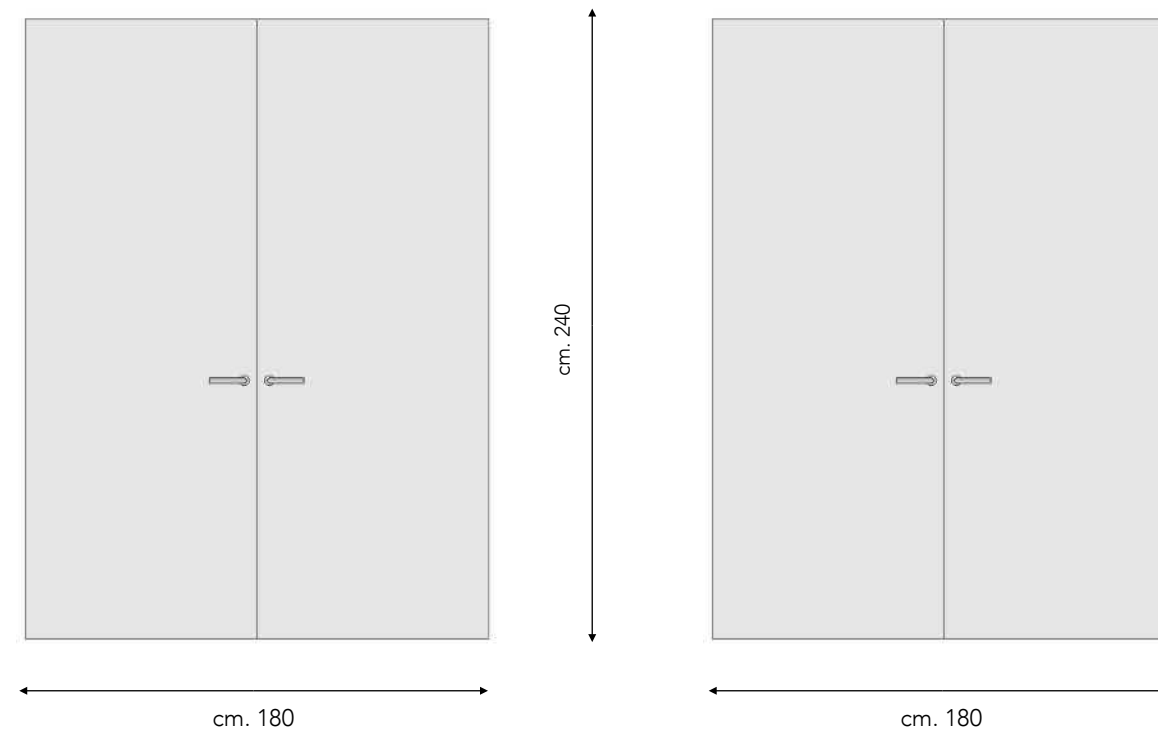
- 1_Scorrevoli
- 2_Pivot system
- 3_Battente a filo muro
- 4_Battente con stipite

Types and openings:


- 1_Slidings
- 2_Pivot system
- 3_Swing door flush with the wall
- 4_Swing door with jamb



COMPOSIZIONE FOTO PHOTO COMPOSITION




Mood Classic_Gold



**Legni, marmi, metalli
e tessuti finemente
accostati dove la
ricerca di soluzioni
distintive elevano il
concept di luxury
interior.**

**Woods, marbles,
metals and finely
combined fabrics
where the search for
distinctive solutions
elevate the concept of
luxury interior.**



Solitaire design Michele Marcon

Pannelli scorrevoli con binario a scomparsa.
Pannelli in legno e vetro con inserimento telaio
in metallo.

Legno "Olmo Grey"

Vetro "Bronzo trasparente" accoppiato a tessuto
RUBELLI "Nomboli Rame"

Finitura metallo "Rame anticato"

Sliding panels with concealed track.
Wood and glass panels with metal frame
insertion.

Wood "Olmo Grey"

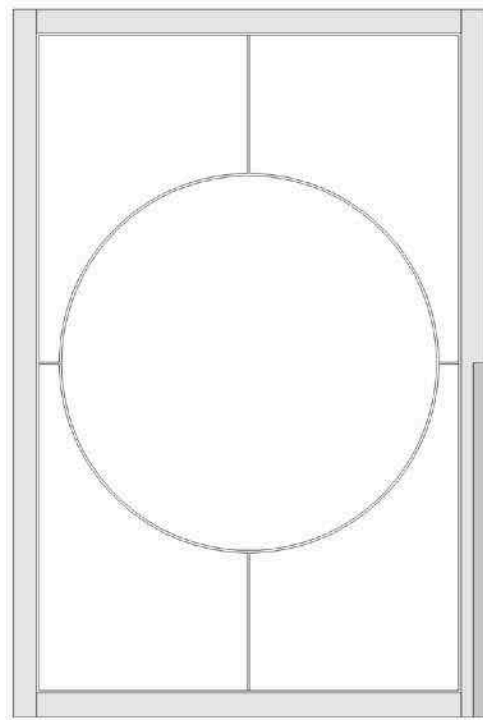
Glass "Bronze transparent" coupled with
RUBELLI "Nomboli Rame" fabric

Metal finish "Rame anticato"

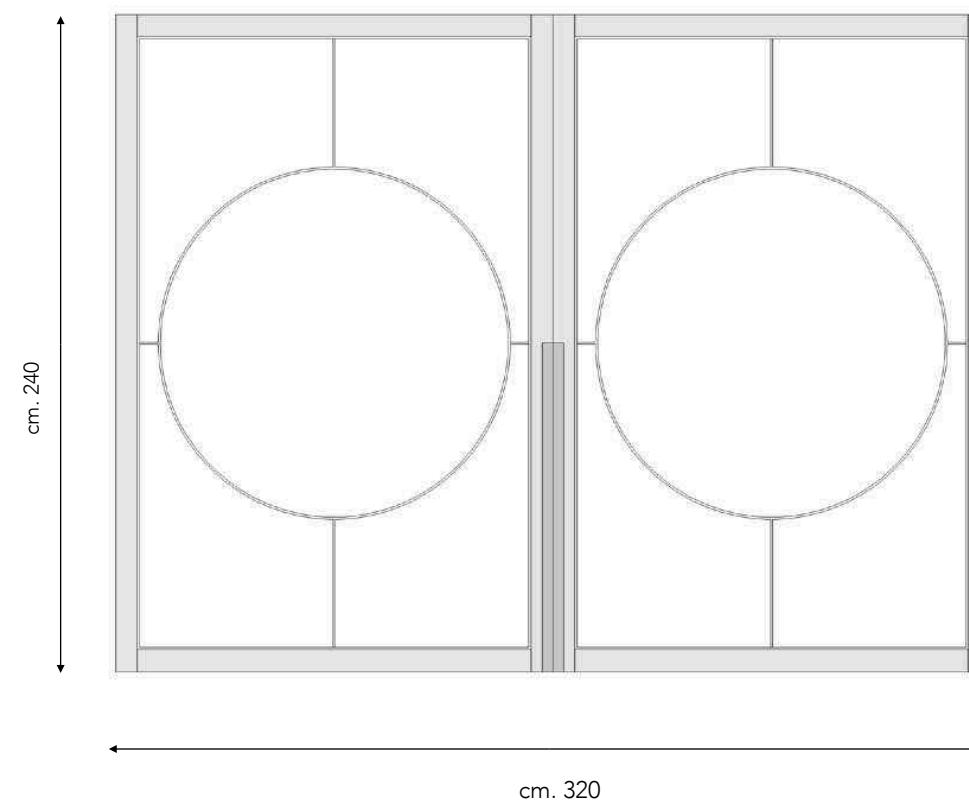




Solitaire



COMPOSIZIONE FOTO PHOTO COMPOSITION




Tipologie ed aperture:

- 1_Scorrevoli
- 2_Pivot system
- 3_Battente a filo muro
- 4_Battente con stipite

Types and openings:

- 1_Slidings
- 2_Pivot system
- 3_Swing door flush with the wall
- 4_Swing door with jamb



Portorico design Michele Marcon

Pannelli con sistema apertura "pivot" integrati a pannellatura rivestimento muro.

Pannelli con intrecciato legno su tubi metallo inserito tra due vetri.

Legno "Ebano"

Vetro "Trasparente Extralight"

Metallo "Oro Spazzolato"


Panels with "pivot" opening system integrated with wall covering panels.

Panels with interwoven wood on metal pipes inserted between two glass panels

Wood "Ebano"

Glass "Transparent Extralight"

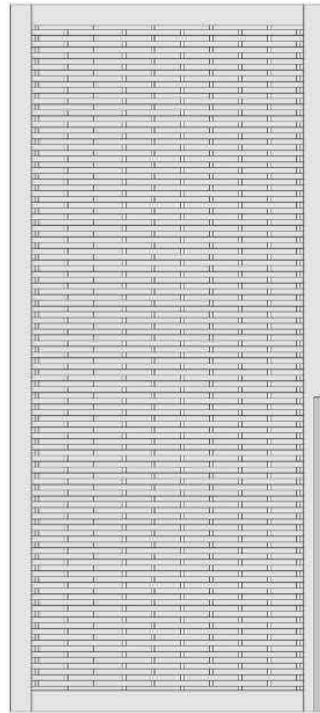
Metal "Oro Spazzolato"








Portorico



COMPOSIZIONE FOTO PHOTO COMPOSITION

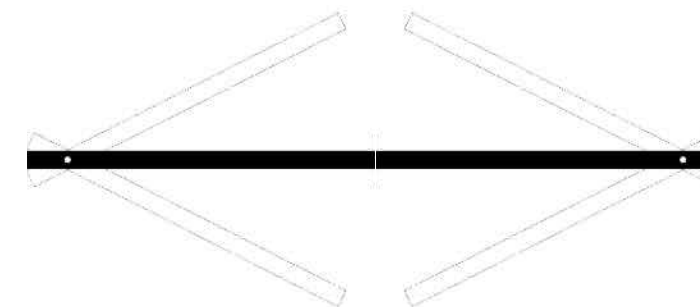


Tipologie ed aperture:

- 1_Scorrevoli
- 2_Pivot system
- 3_Battente a filo muro
- 4_Battente con stipite

Types and openings:

- 1_Slidings
- 2_Pivot system
- 3_Swing door flush with the wall
- 4_Swing door with jamb





Astoria


design Michele Marcon

Pannelli scorrevoli con binario a scomparsa.
 Pannelli con intrecciato legno su tubi metallo
 inserito tra due vetri.
 Legno "Ebano"
 Vetro "Trasparente Extralight"
 Metallo " Rame anticato"


Sliding panels with concealed track.
 Panels with interwoven wood on metal pipes
 inserted between two glass panels
 Wood "Ebano"
 Glass "Transparent Extralight"
 Metal "Rame anticato"



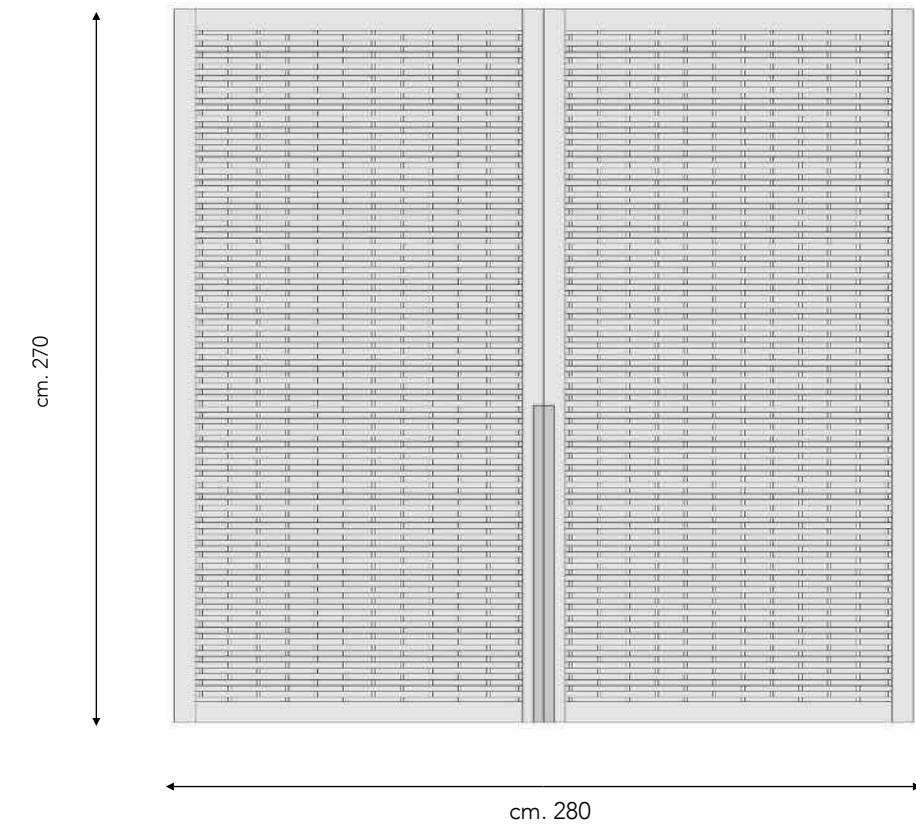




Astoria



COMPOSIZIONE FOTO PHOTO COMPOSITION

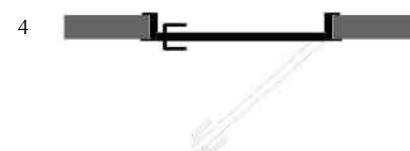



Tipologie ed aperture:

- 1_Scorrevoli
- 2_Pivot system
- 3_Battente a filo muro
- 4_Battente con stipite

Types and openings:

- 1_Slidings
- 2_Pivot system
- 3_Swing door flush with the wall
- 4_Swing door with jamb




Narciso

design Michele Marcon

Porte a battente a filo muro
Pannelli in legno e vetro con inserimento telaio
in metallo.
Legno "Ebano"
Finitura metallo "Oro spazzolato"
Vetro "Bronzo acidato"

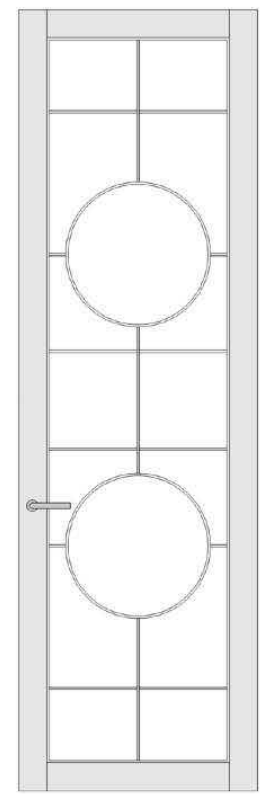
Hinged doors flush with the wall
Wood and glass panels with metal frame
insertion.
Wood "Ebano"
Metal finish "Oro spazzolato"
Glass "Bronzed etched"



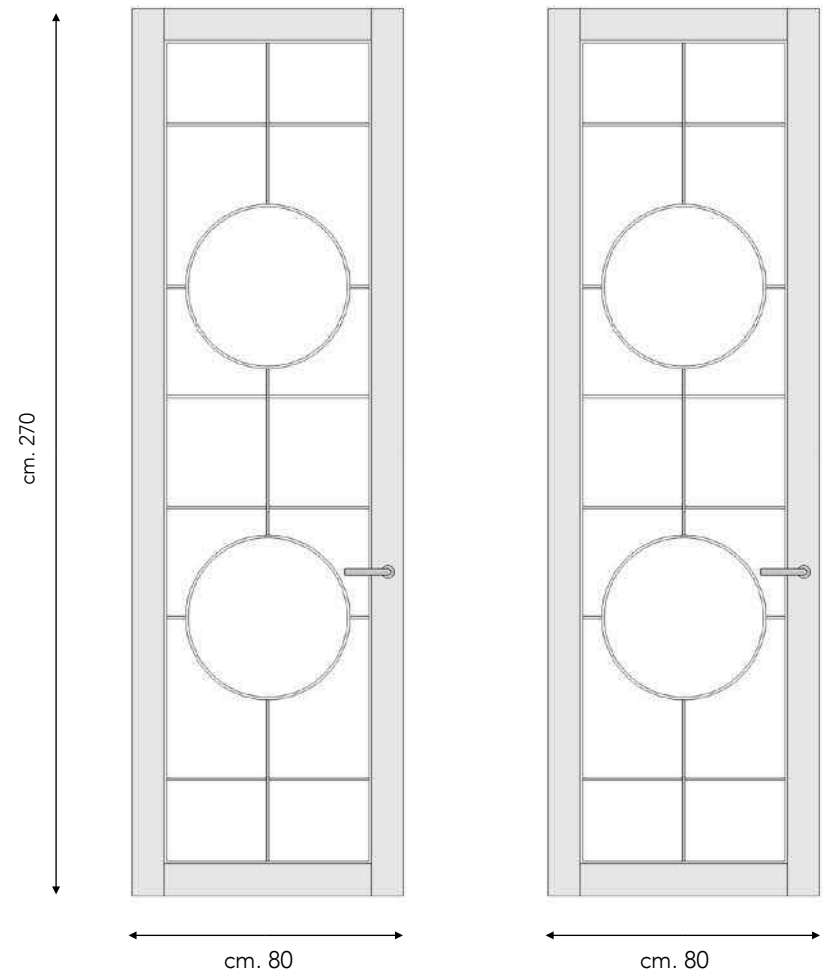




Narciso



COMPOSIZIONE FOTO PHOTO COMPOSITION

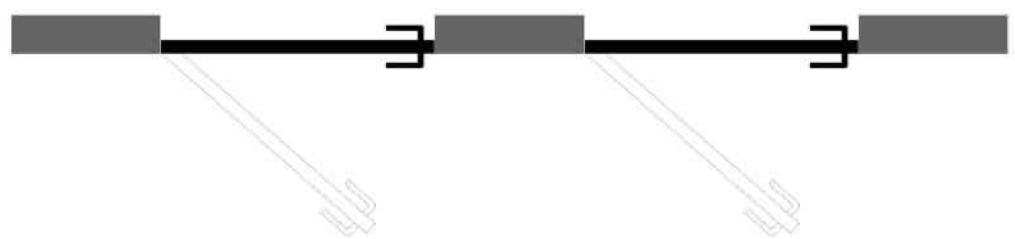
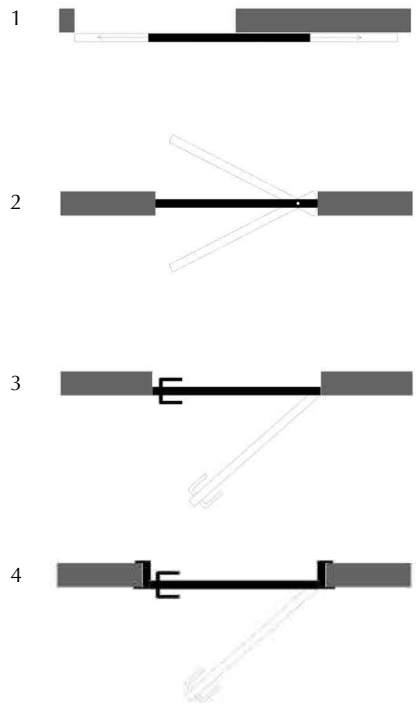



Tipologie ed aperture:

- 1_Scorrevoli
- 2_Pivot system
- 3_Battente a filo muro
- 4_Battente con stipite

Types and openings:

- 1_Slidings
- 2_Pivot system
- 3_Swing door flush with the wall
- 4_Swing door with jamb





Genesis design Michele Marcon

Pannelli scorrevoli con binario a scomparsa.
Pannelli in legno e vetro con inserimento telaio
in metallo.

Legno "Olmo Grey"

Vetro "Trasparente extralight" accoppiato a
tessuto RUBELLI "Nomboli Peltro"

Finitura metallo "Ottone anticato"

Sliding panels with concealed track.


Wood and glass panels with metal frame
insertion.

Wood "Olmo Grey"

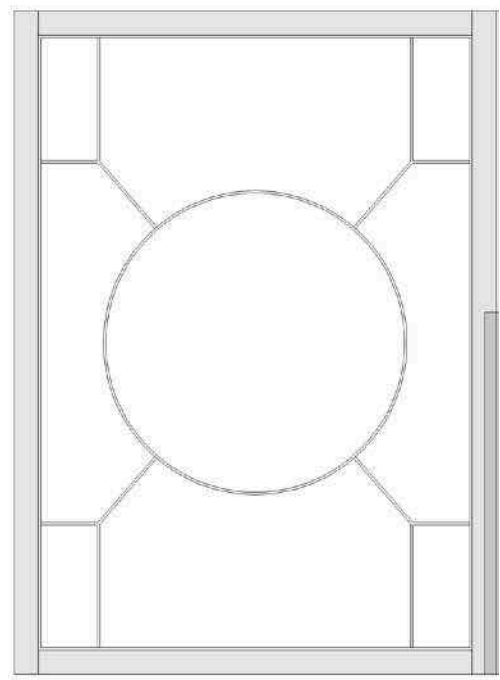
Glass "Transparent extralight" coupled with
RUBELLI "Nomboli Peltro" fabric

Metal finish "Ottone anticato"

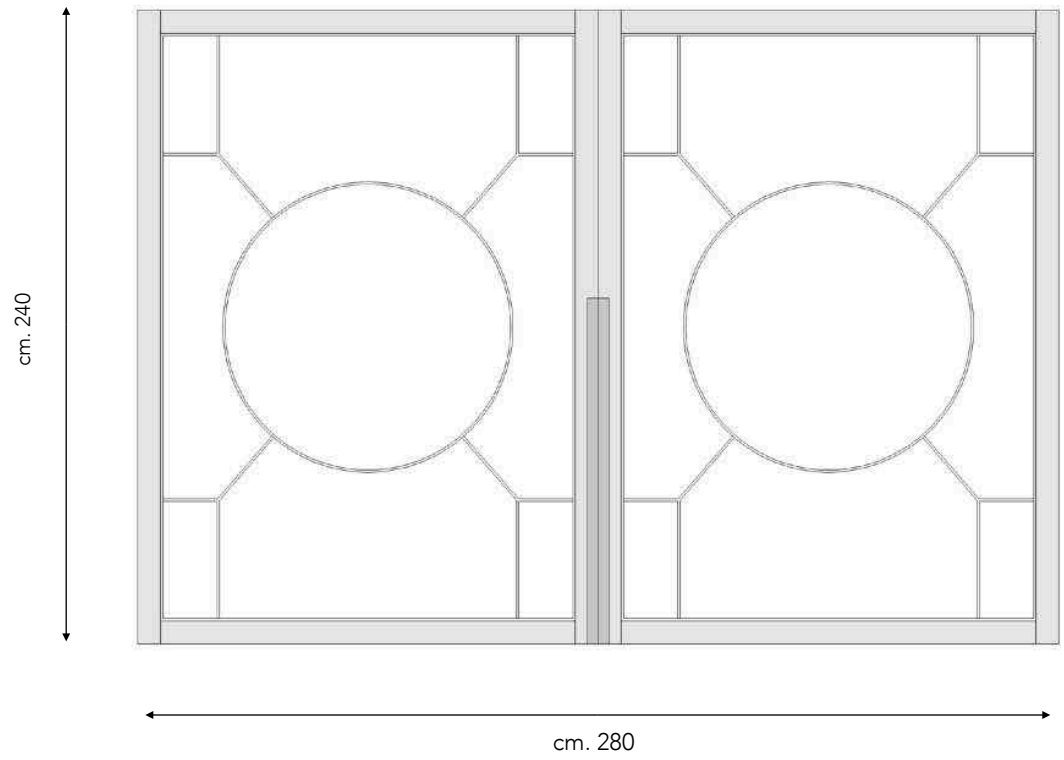




Genesis



COMPOSIZIONE FOTO PHOTO COMPOSITION


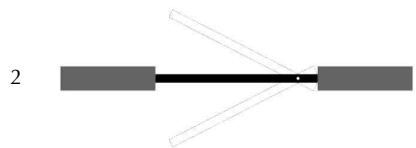


Tipologie ed aperture:

- 1_Scorrevoli
- 2_Pivot system
- 3_Battente a filo muro
- 4_Battente con stipite

Types and openings:

- 1_Slidings
- 2_Pivot system
- 3_Swing door flush with the wall
- 4_Swing door with jamb



Genesis

design Michele Marcon

Pannelli scorrevoli con binario a scomparsa.
Pannelli in legno e vetro con inserimento telaio
in metallo.

Legno "Olmo Black"

Vetro "Trasparente Fumè" accoppiato a tessuto
RUBELLI "Nomboli Rame"

Finitura metallo "Rame satinato"


Sliding panels with concealed track.

Wood and glass panels with metal frame
insertion.

Wood "Olmo Black"

Glass "Transparent Fumè" coupled with RUBELLI
"Nomboli Rame" fabric

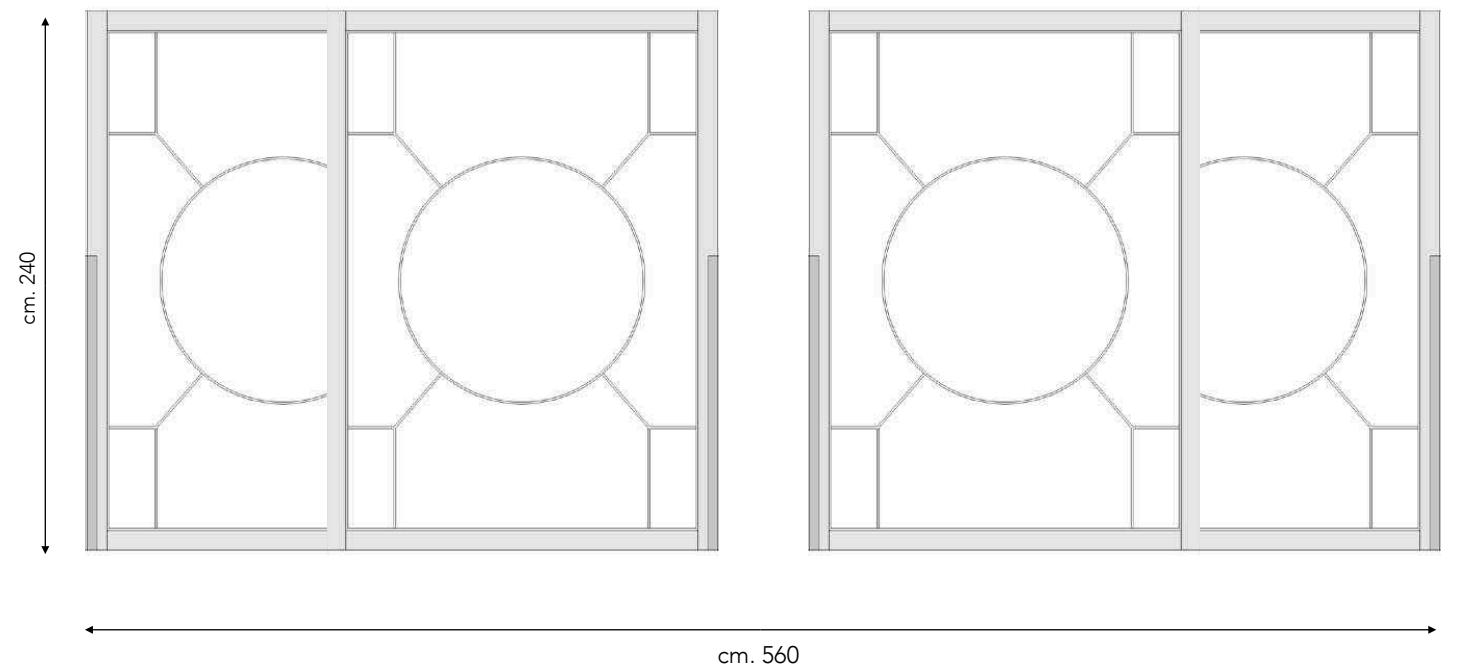
Metal finish "Rame satinato"







COMPOSIZIONE FOTO
PHOTO COMPOSITION





Osaka design Michele Marcon

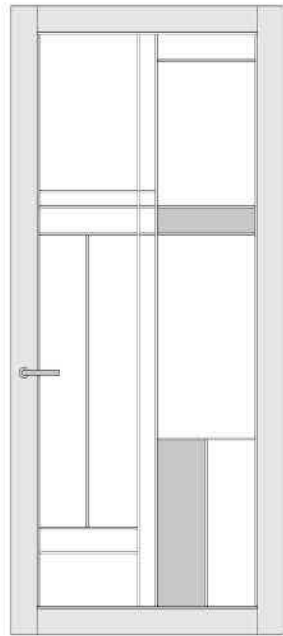
Porte a battente a filo muro
 Pannelli in legno e vetro con inserimento telaio
 in metallo.
 Legno "Ebano"
 Finitura metallo "Ottone Nuvolato"
 Vetro "Specchio neutro"

Hinged doors flush with the wall
 Wood and glass panels with metal frame
 insertion.
 Wood "Ebano"
 Metal finish "Ottone Nuvolato"
 Glass "neutral Mirror"

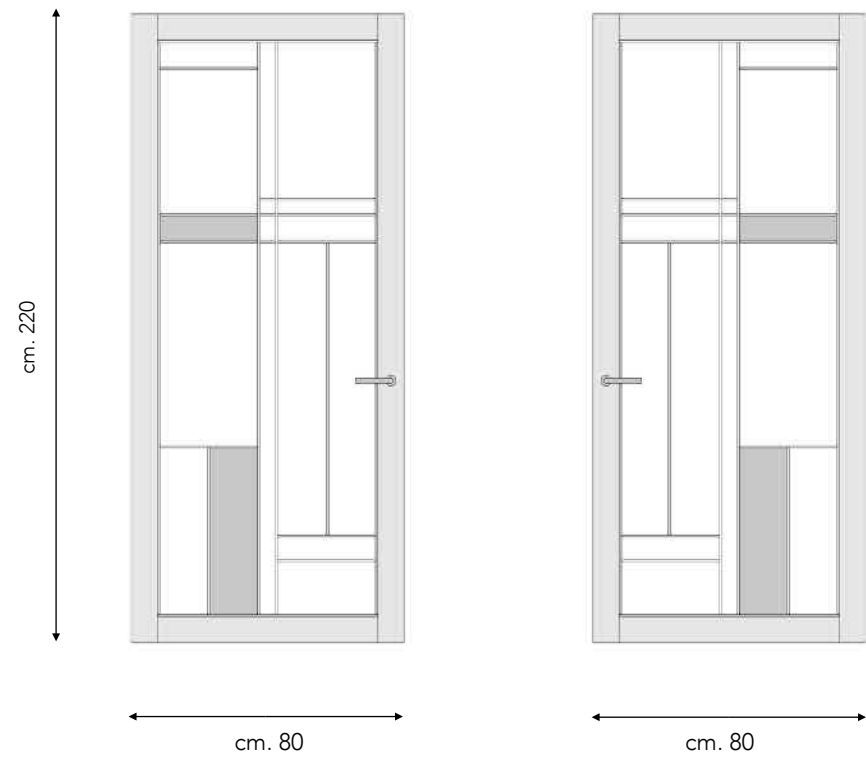




Osaka



COMPOSIZIONE FOTO PHOTO COMPOSITION

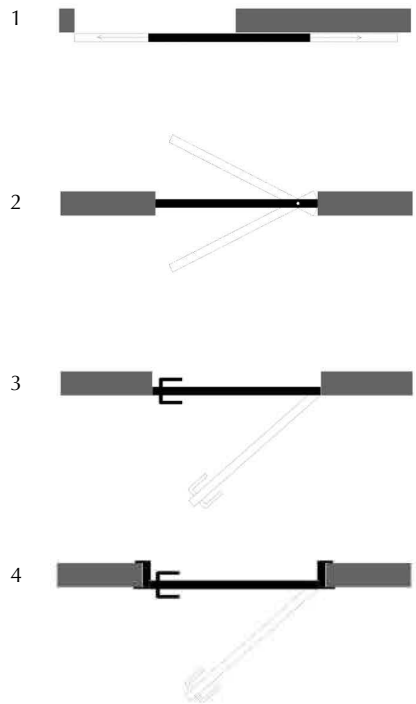


Tipologie ed aperture:

- 1_Scorrevoli
- 2_Pivot system
- 3_Battente a filo muro
- 4_Battente con stipite

Types and openings:

- 1_Slidings
- 2_Pivot system
- 3_Swing door flush with the wall
- 4_Swing door with jamb



Ellington

design Michele Marcon

Pannelli con sistema apertura "pivot"
Pannelli in legno e vetro con inserimento telaio in metallo.

Legno "Laccato Brunito"

Vetro "Bronzo trasparente"


Finitura metallo "Oro Spazzolato"


Panels with "pivot" opening system
Wood and glass panels with metal frame insertion.

Wood "Brunito" lacquered

Glass "Bronzo trasparente"

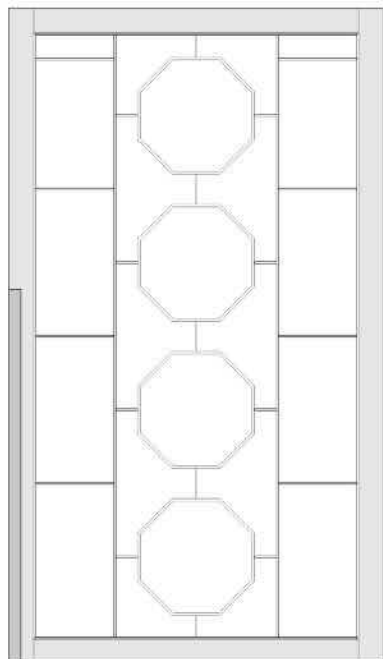
Metal finish "Oro Spazzolato"



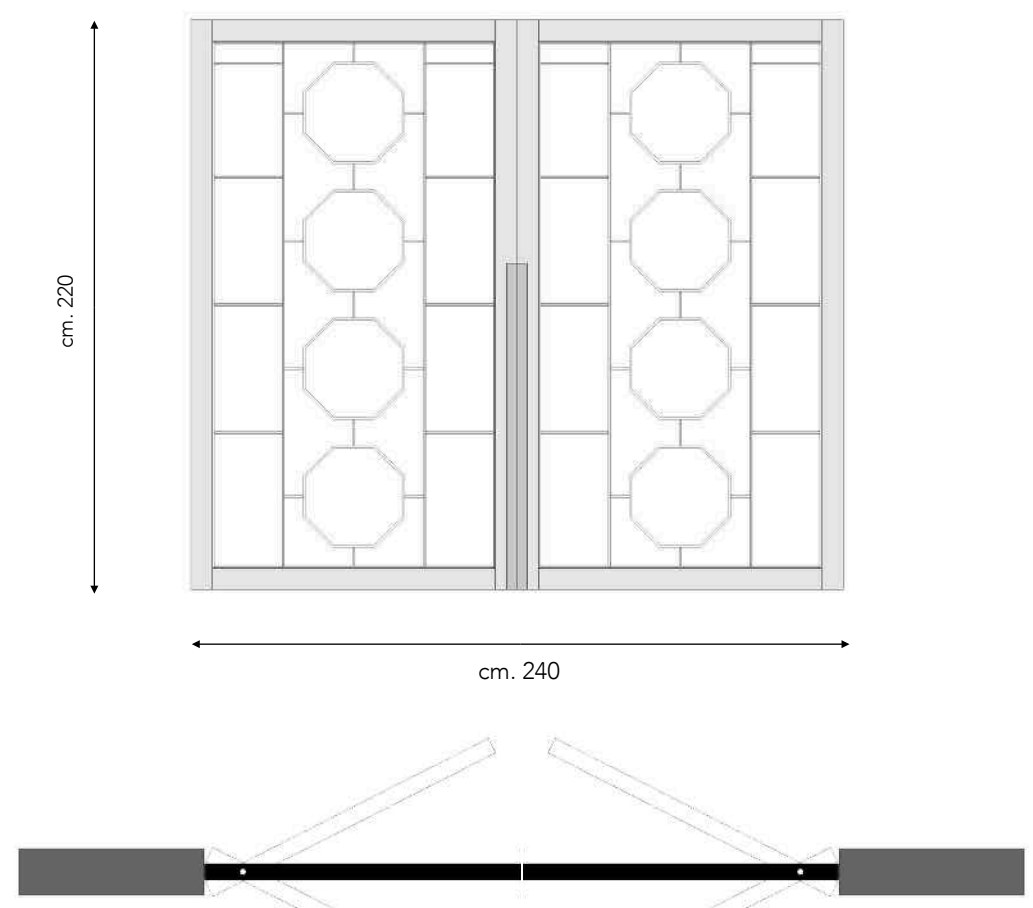




Ellington



COMPOSIZIONE FOTO PHOTO COMPOSITION

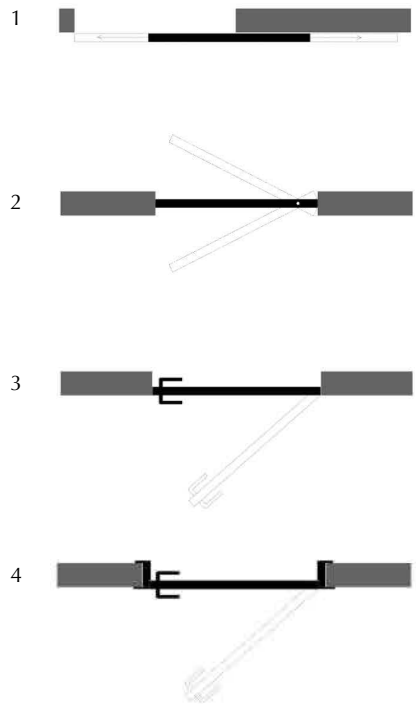


Tipologie ed aperture:

- 1_Scorrevoli
- 2_Pivot system
- 3_Battente a filo muro
- 4_Battente con stipite

Types and openings:

- 1_Slidings
- 2_Pivot system
- 3_Swing door flush with the wall
- 4_Swing door with jamb



Mood Deep_Glamour




Colori caldi e geometrie pure creano suggestioni uniche per un ambiente confortevole e sofisticato.

Warm colors and pure geometries create unique suggestions for a comfortable and sophisticated ambience.

Glamour

Pannelli con sistema apertura "pivot" integrati a pannellatura rivestimento muro.
Pannelli tamburati legno
Legno "Ebano"

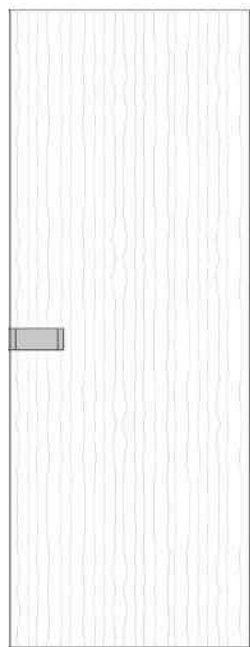
Panels with "pivot" opening system integrated with wall covering panels.
Wood hollow-core panels
Wood "Ebano"



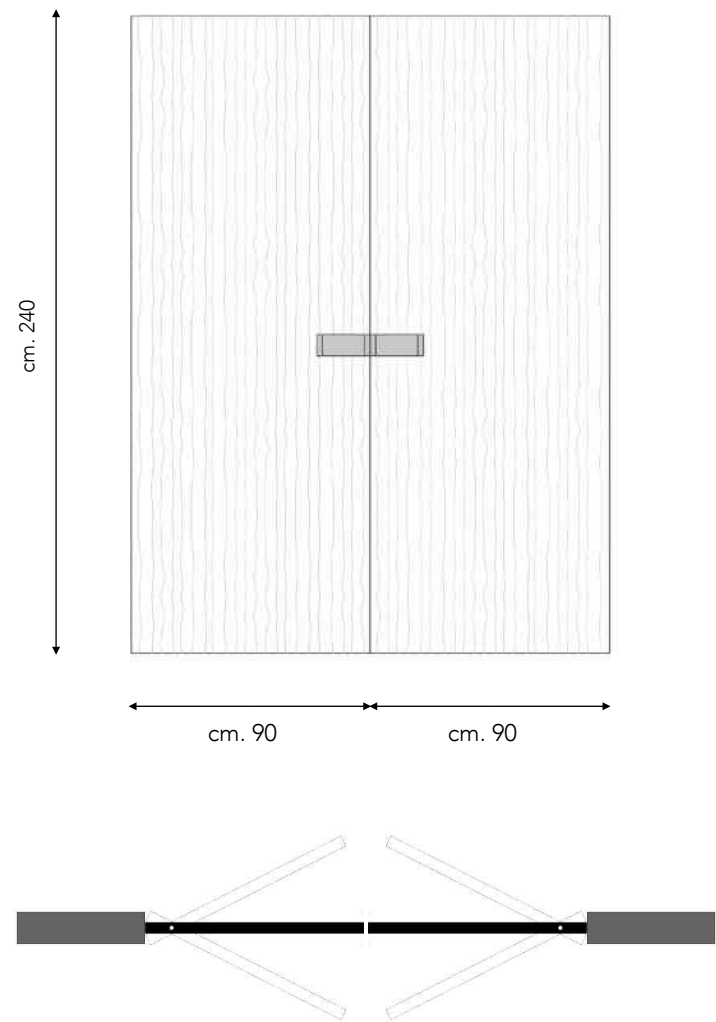




Glamour



COMPOSIZIONE FOTO PHOTO COMPOSITION

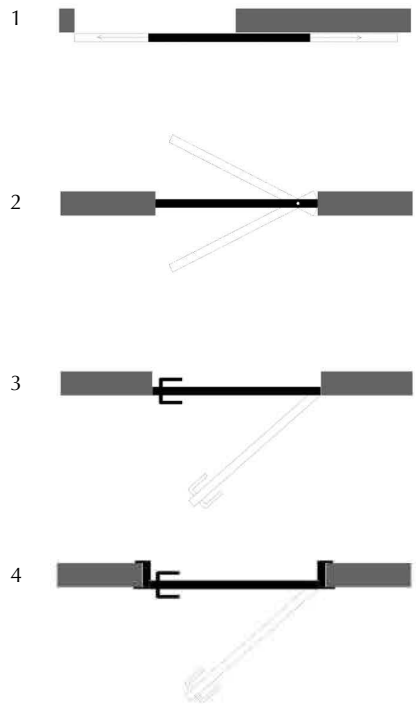



Tipologie ed aperture:

- 1_Scorrevoli
- 2_Pivot system
- 3_Battente a filo muro
- 4_Battente con stipite

Types and openings:

- 1_Slidings
- 2_Pivot system
- 3_Swing door flush with the wall
- 4_Swing door with jamb





Glamour

Porte battenti doppie a "filomuro"
Pannelli tamburati legno
Legno "Ebano Macassar"

Double flush hinged doors
Wood hollow-core panels
Wood "Ebano Macassar"





Glamour

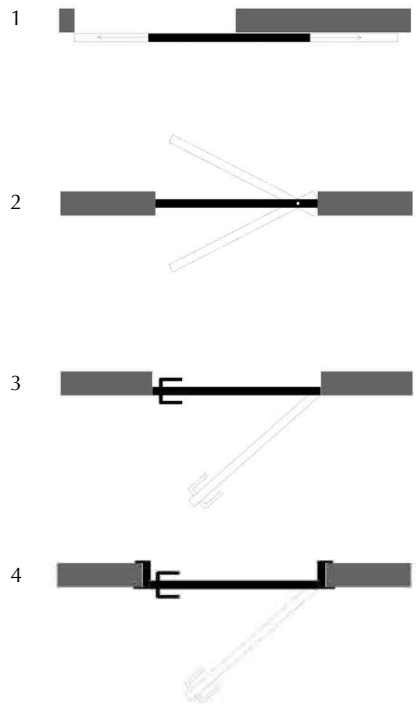


Tipologie ed aperture:

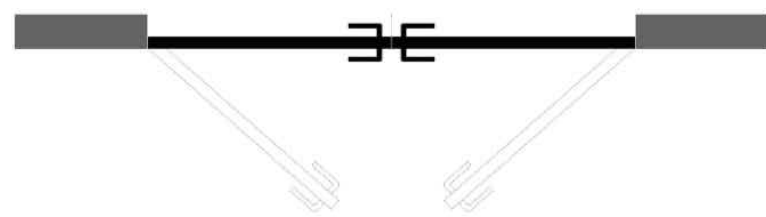

- 1_Scorrevoli
- 2_Pivot system
- 3_Battente a filo muro
- 4_Battente con stipite

Types and openings:

- 1_Slidings
- 2_Pivot system
- 3_Swing door flush with the wall
- 4_Swing door with jamb



COMPOSIZIONE FOTO PHOTO COMPOSITION





Prestige design Michele Marcon

Porta battente doppia coordinata a pannellatura rivestimento muro.

Pannelli in legno e vetro con inserimento telaio in metallo.

Legno "Noce Canaletto"

Vetro "Bronzo trasparente"

Finitura metallo "Rame spazzolato"

Double hinged door coordinated with wall covering paneling.

Wood and glass panels with metal frame insertion.

Wood "Noce Canaletto"

Glass "Transparent Bronze"

Metal finish "Rame spazzolato"

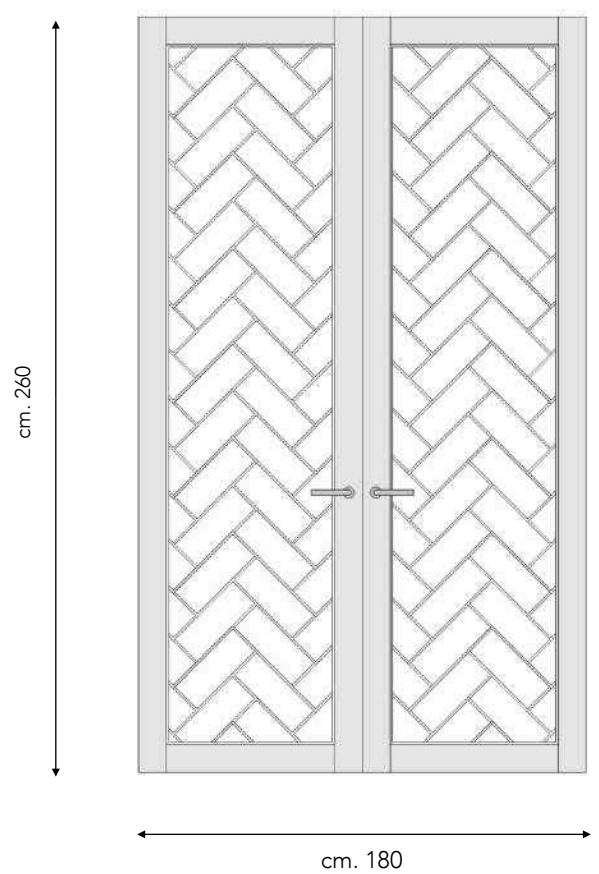




Prestige



COMPOSIZIONE FOTO PHOTO COMPOSITION

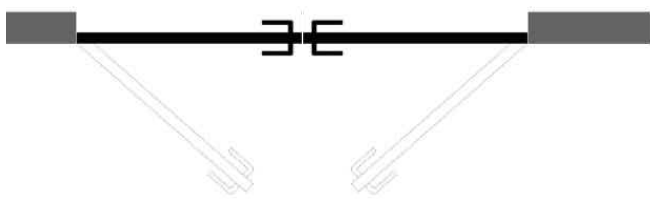
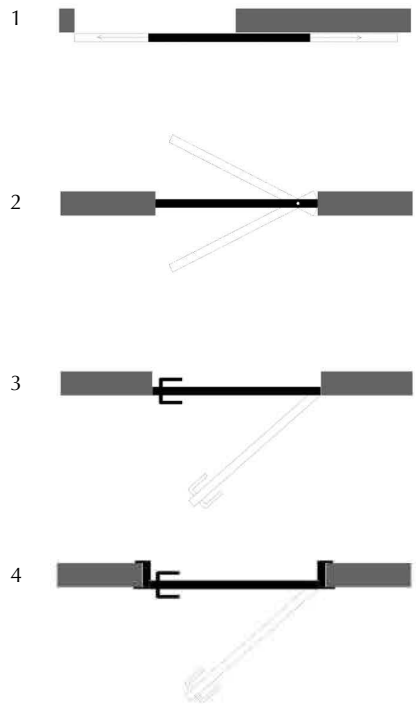


Tipologie ed aperture:

- 1_Scorrevoli
- 2_Pivot system
- 3_Battente a filo muro
- 4_Battente con stipite

Types and openings:

- 1_Slidings
- 2_Pivot system
- 3_Swing door flush with the wall
- 4_Swing door with jamb



Luis

Porta battente doppia con pannello centrale fisso.
Pannelli tamburati con inserimento riquadri legno di diversi spessori
Legno "Olmo Grey"


Double swing door with fixed central panel.
Hollow-core panels with insertion of wooden panels of different thicknesses
Wood "Olmo Grey"



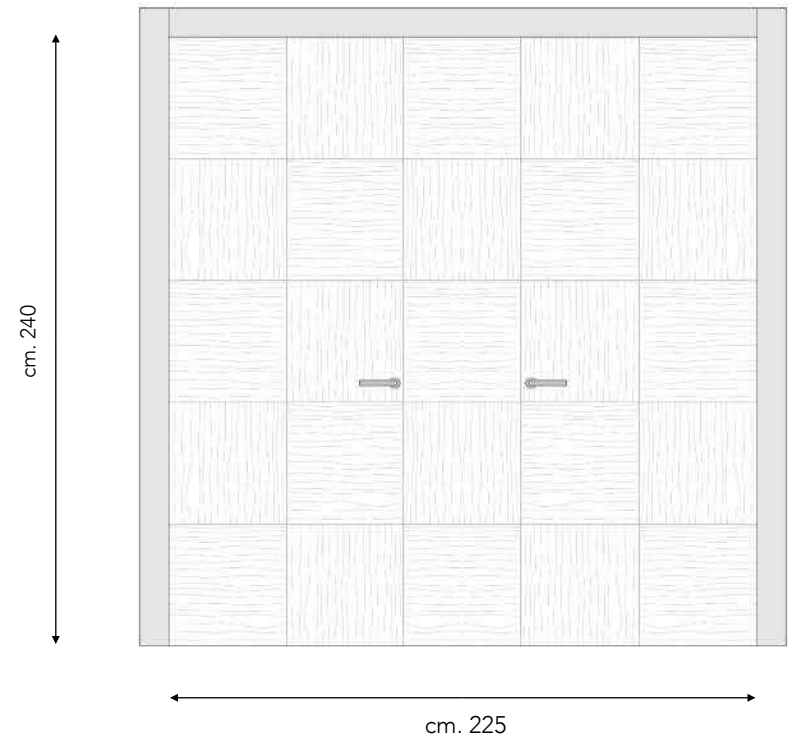




Luis



COMPOSIZIONE FOTO PHOTO COMPOSITION

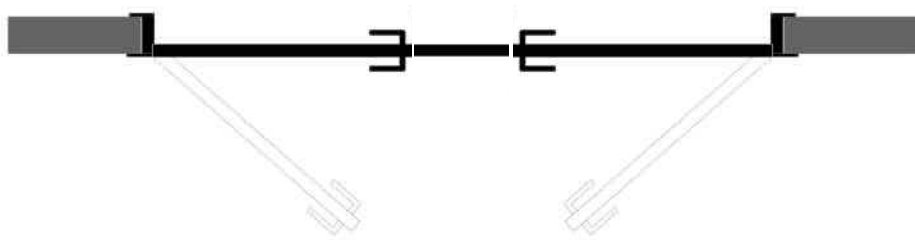
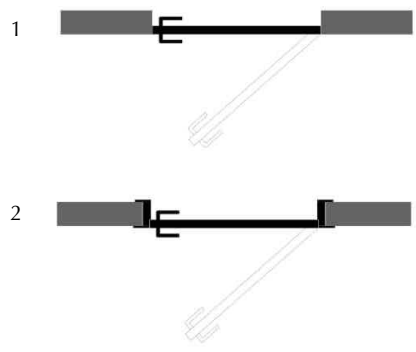


Tipologie ed aperture:

- 1_Battente a filo muro
- 2_Battente con stipite

Types and openings:


- 1_Swing door flush with the wall
- 2_Swing door with jamb



Exit

Pannelli scorrevoli con binario a scomparsa.
Pannelli con intrecciato di legno inserito tra due
vetri
Legno "Rovere dark"
Vetro "Trasparente extralight"
Finitura metallo "cromo satinato"


Sliding panels with concealed track.
Panels with braided wood inserted between two
glasses
Wood "Rovere dark"
Glass "Transparent extralight"
Metal finish "cromo satinato"








Exit



COMPOSIZIONE FOTO PHOTO COMPOSITION

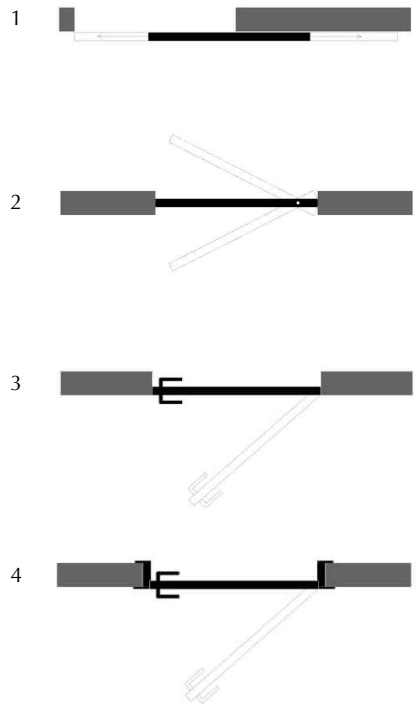


Tipologie ed aperture:

- 1_Scorrevoli
- 2_Pivot system
- 3_Battente a filo muro
- 4_Battente con stipite

Types and openings:

- 1_Slidings
- 2_Pivot system
- 3_Swing door flush with the wall
- 4_Swing door with jamb




Empire


design Michele Marcon

Porte battenti doppie a "filomuro"
Pannelli tamburati legno con inserimento fascia
in resina acrilica trasparente
Legno "Ebano"


Double flush hinged doors
Wood hollow-core panels with insertion of the
band in transparent acrylic resin
Wood "Ebano"







Empire

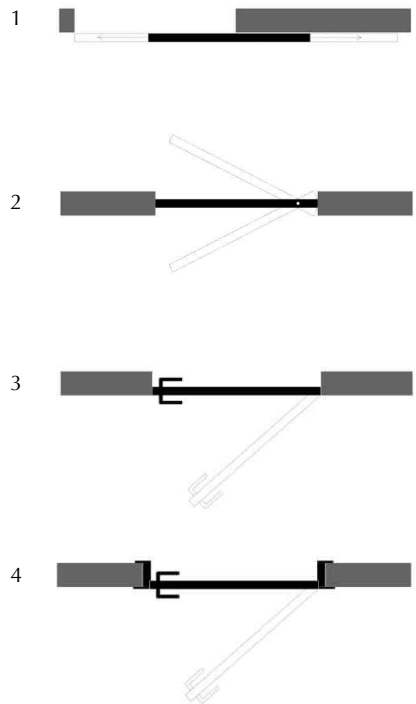


Tipologie ed aperture:

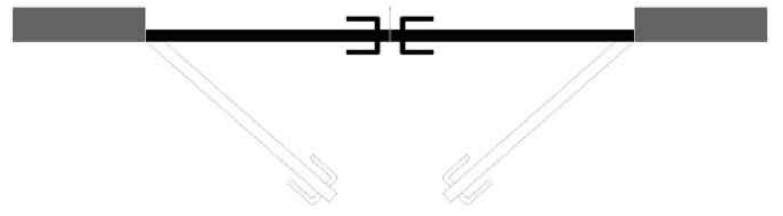
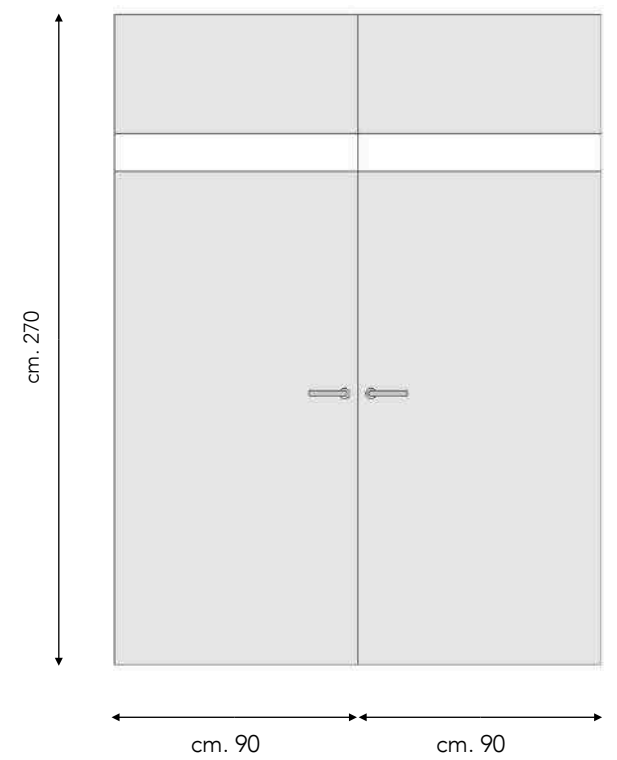
- 1_Scorrevoli
- 2_Pivot system
- 3_Battente a filo muro
- 4_Battente con stipite

Types and openings:

- 1_Slidings
- 2_Pivot system
- 3_Swing door flush with the wall
- 4_Swing door with jamb



COMPOSIZIONE FOTO PHOTO COMPOSITION



Lawrance design Michele Marcon

Pannelli scorrevoli con binario a scomparsa.
Pannelli tamburati legno con inserimento vetro
e listelli legno.


Legno "Ebano macassar" lucido
Vetro "bronzo trasparente"
Finitura listelli "Oro spazzolato"



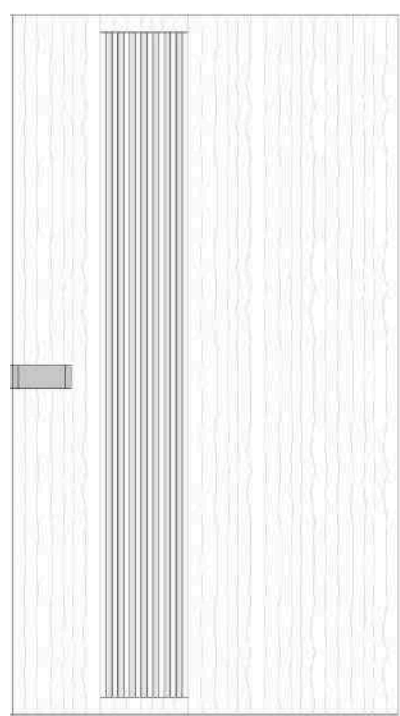
Sliding panels with concealed track.
Wood hollow-core panels with glass insertion
and wooden strips.

Wood "Ebano macassar" polished
Glass "Transparent bronzed"
Finishing Strips "Oro spazzolato"

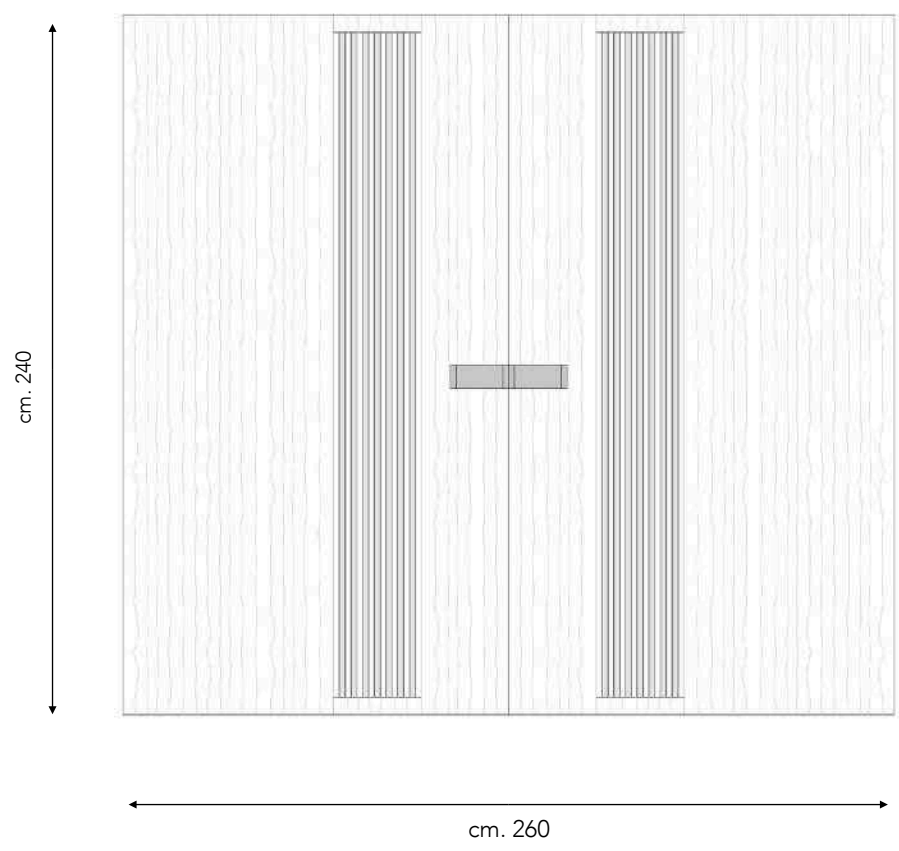




Lawrance



COMPOSIZIONE FOTO PHOTO COMPOSITION



Tipologie ed aperture:

- 1_Scorrevoli
- 2_Pivot system
- 3_Battente a filo muro
- 4_Battente con stipite

Types and openings:

- 1_Slidings
- 2_Pivot system
- 3_Swing door flush with the wall
- 4_Swing door with jamb




Evolution

design Michele Marcon

Porta battente legno
Pannelli tamburati legno con profilo metallo
Legno "Ebano"
Finitura inserti metallo "Oro spazzolato"

Wooden swing door
Wood hollow-core panels with metal profile
Wood "Ebano"
"Oro spazzolato" metal inserts finish





Evolution

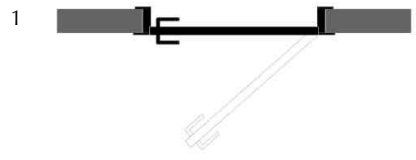


Tipologie ed aperture:

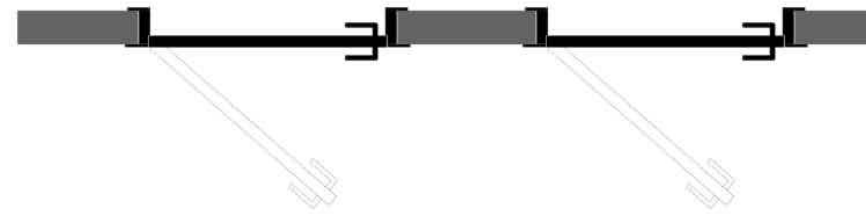

1_Battente con stipite

Types and openings:

1_Swing door with jamb



COMPOSIZIONE FOTO PHOTO COMPOSITION





Piccadilly design Michele Marcon

Pannelli con sistema apertura "pivot"
 Pannelli in legno e vetro con inserimento listelli
 legno e tubi metallo.
 Legno "Olmo grey"
 Vetro "Trasparente extralight"
 Finitura metallo "Canna fucile"


Panels with "pivot" opening system
 Wood and glass panels with insertion of wood
 strips and metal pipes.
 Wood "Olmo grey"
 Glass "Transparent extralight"
 Metal finish "Canna fucile"







Piccadilly

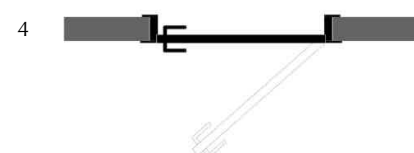
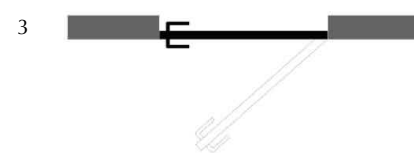
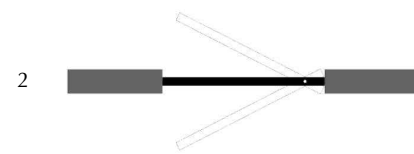


Tipologie ed aperture:

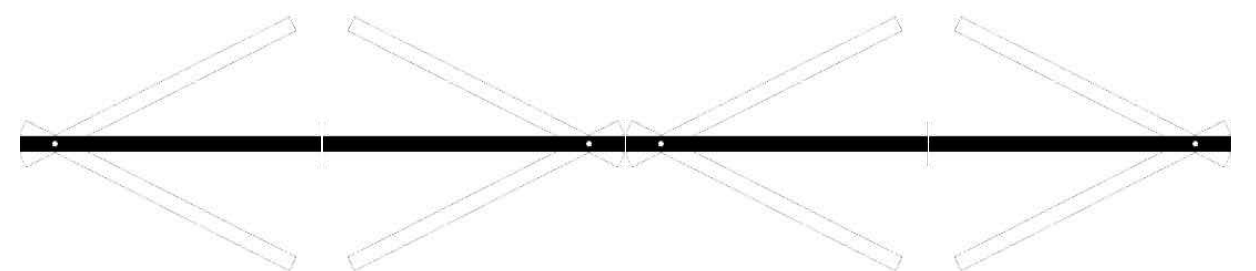
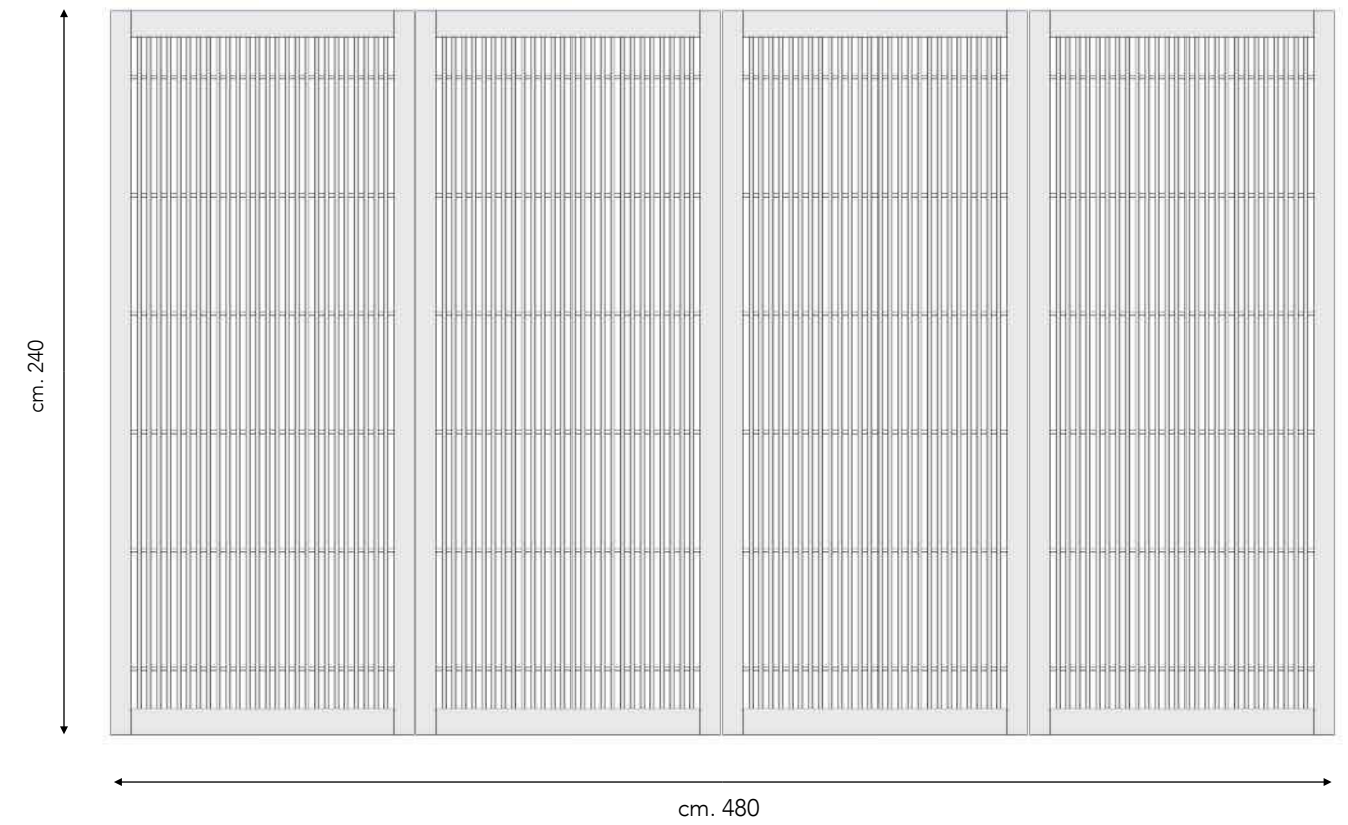
- 1_Scorrevoli
- 2_Pivot system
- 3_Battente a filo muro
- 4_Battente con stipite

Types and openings:

- 1_Slidings
- 2_Pivot system
- 3_Swing door flush with the wall
- 4_Swing door with jamb



COMPOSIZIONE FOTO
PHOTO COMPOSITION




Althea

design Michele Marcon

Porta battente doppia.
Pannelli in legno e vetro con inserimento listelli
legno e tubi metallo.
Legno "Rovere smoke grey"
Vetro "Trasparente fume"
Finitura metallo "Grigio cipria"

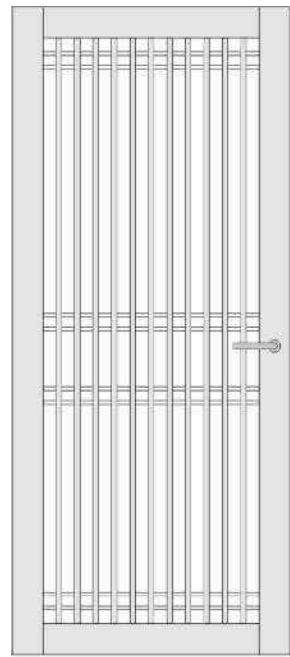
Double swing door.
Wood and glass panels with insertion of wood
strips and metal pipes.
Wood "Rovere smoke grey"
Glass "Transparent fumè"
Metal finish "Grigio cipria"








Althea

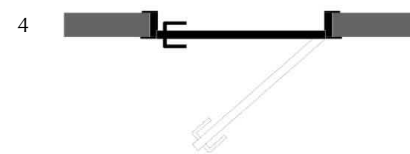
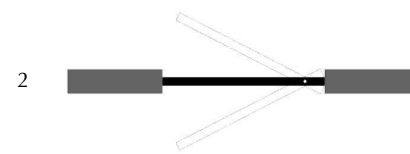


COMPOSIZIONE FOTO PHOTO COMPOSITION



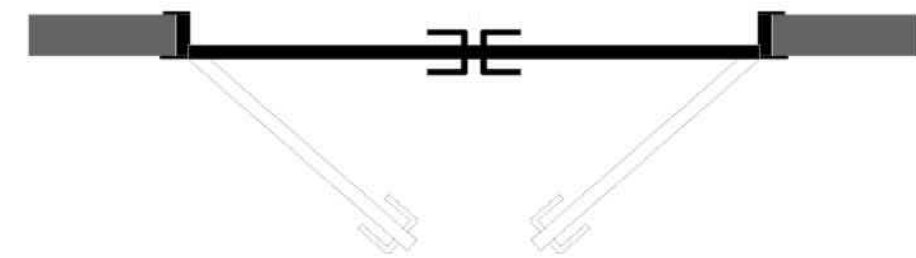
Tipologie ed aperture:

- 1_Scorrevoli
- 2_Pivot system
- 3_Battente a filo muro
- 4_Battente con stipite



Types and openings:

- 1_Slidings
- 2_Pivot system
- 3_Swing door flush with the wall
- 4_Swing door with jamb



Mood Modern_Lux



Materiali, tinte e forme accostati in chiave contemporanea per un perfetto connubio di estetica, tecnologia e funzionalità'.

Materials, colors and shapes combined in a contemporary key for a perfect combination of aesthetics, technology and functionality.



Katana design Michele Marcon

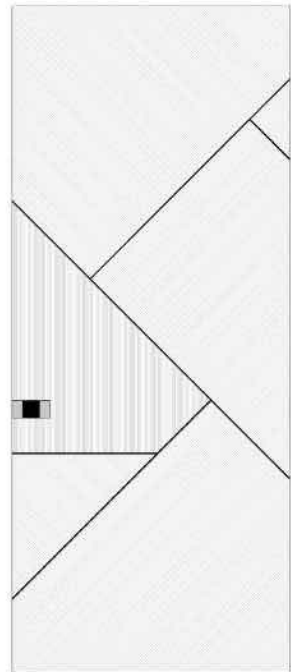
Pannelli scorrevoli con binario a scomparsa.
Pannelli tamburati con inserti metallo.
Legno "Rovere light grey"
Finitura inserti metallo "Oro spazzolato"

Sliding panels with concealed track.
Honeycomb panels with metal inserts.
Wood "Rovere light grey"
"Oro spazzolato" metal inserts finish

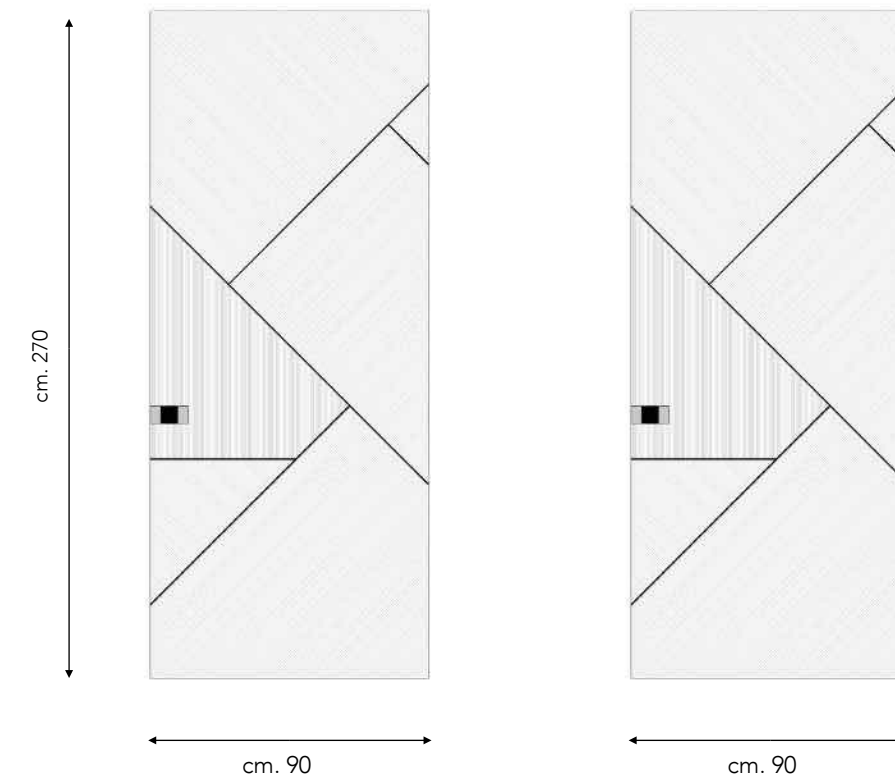




Katana



COMPOSIZIONE FOTO PHOTO COMPOSITION

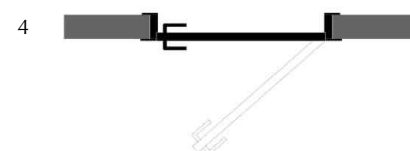
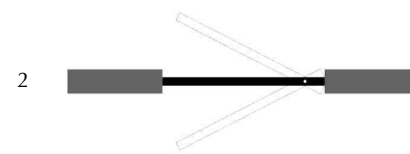


Tipologie ed aperture:

- 1_Scorrevoli
- 2_Pivot system
- 3_Battente a filo muro
- 4_Battente con stipite

Types and openings:

- 1_Slidings
- 2_Pivot system
- 3_Swing door flush with the wall
- 4_Swing door with jamb




Montgomery


design Michele Marcon



Matelasée XL 56x56

Pannelli con sistema apertura "pivot"
 Pannelli tamburati legno
 Decorativo 3D: Move J - Matelasée XL
 Legno "Rovere walnut"
 Finitura metallo "Ottone nuvolato"

Panels with "pivot" opening system
 Wood hollow-core panels
 3D decorative: Move J - Matelasée XL
 Wood "Rovere walnut"
 Metal finish "Ottone nuvolato"







Montgomery

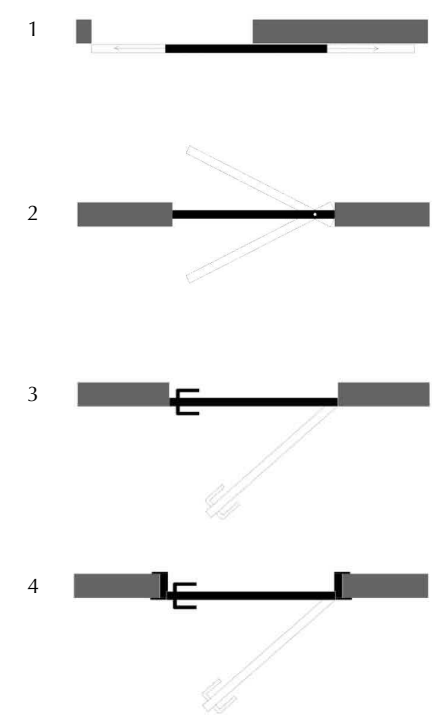


Tipologie ed aperture:

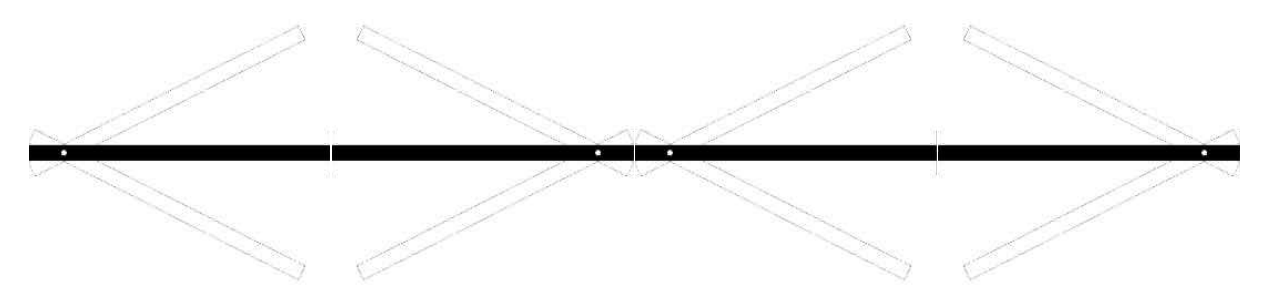
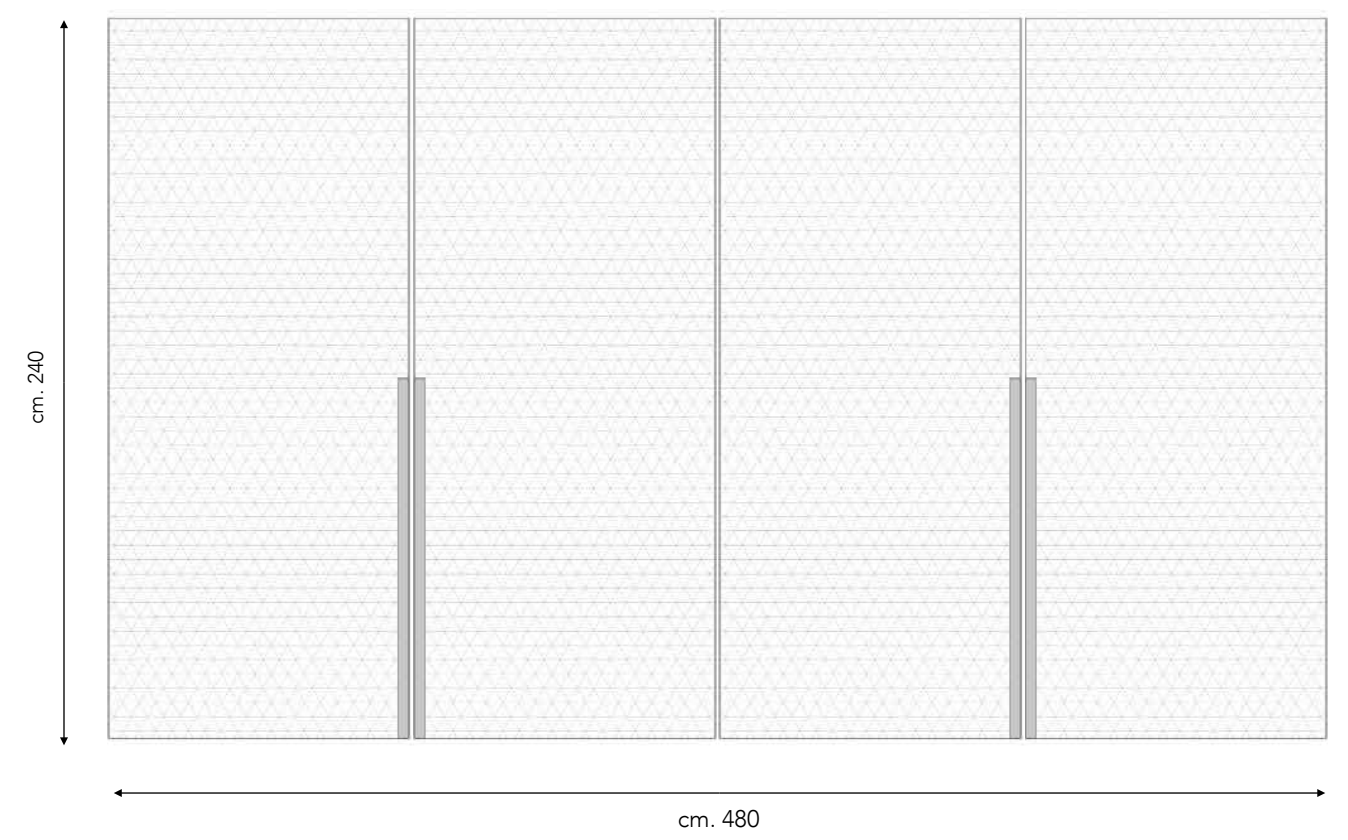
- 1_Scorrevoli
- 2_Pivot system
- 3_Battente a filo muro
- 4_Battente con stipite

Types and openings:

- 1_Slidings
- 2_Pivot system
- 3_Swing door flush with the wall
- 4_Swing door with jamb



COMPOSIZIONE FOTO PHOTO COMPOSITION





Bijou design Michele Marcon

Matelasè Small 28x28

Porta battente coordinata a pannellatura rivestimento muro.

Pannelli tamburati legno

Decorativo 3D: Move L - Matelasè Small
Legno "laccato lucido bianco Germoglio"

Swing door coordinated with wall covering paneling.

Wood hollow-core panels

3D decorative: Matelasè Small

Wood "polished laquered bianco Germoglio"





Bijou

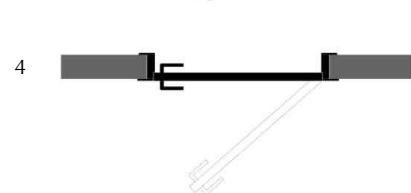
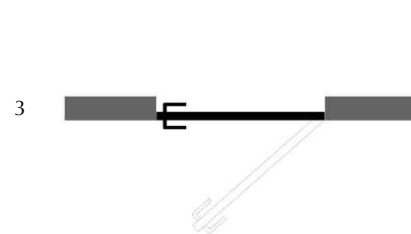
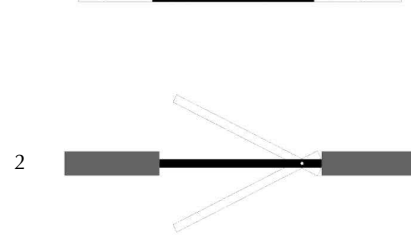


Tipologie ed aperture:

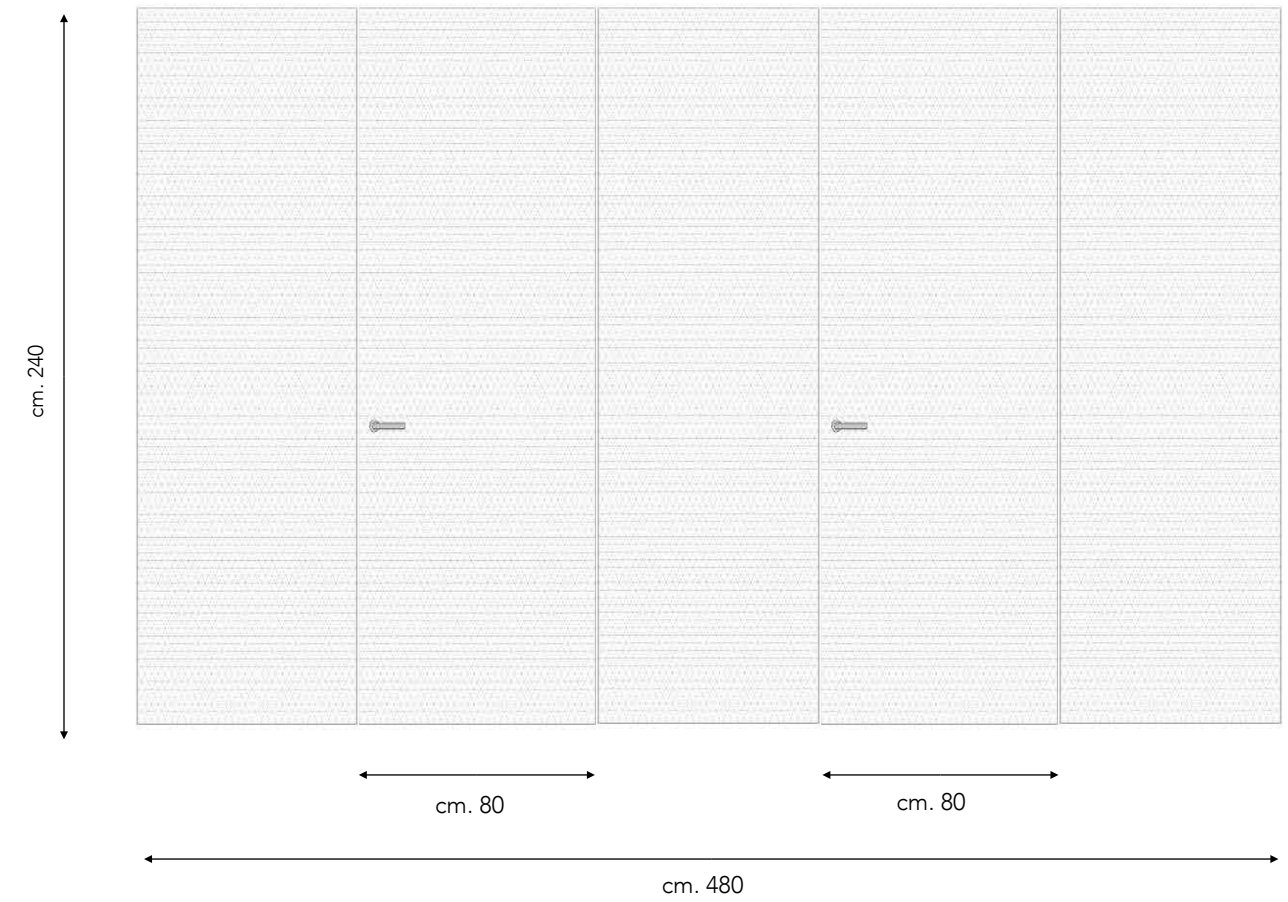
- 1_Scorrevoli
- 2_Pivot system
- 3_Battente a filo muro
- 4_Battente con stipite

Types and openings:

- 1_Slidings
- 2_Pivot system
- 3_Swing door flush with the wall
- 4_Swing door with jamb



COMPOSIZIONE FOTO
PHOTO COMPOSITION



Overture

design Michele Marcon

Porta battente doppia coordinata a pannellatura rivestimento muro.

Pannelli con intrecciato legno su tubi metallo inserito tra due vetri.

Legno "Rovere natural"

Vetro "Trasparente Extralight"

Metallo "Canna fucile"


Double hinged door coordinated with wall covering paneling.

Panels with interwoven wood on metal pipes inserted between two glass panels


Wood "Rovere natural"

Glass "Transparent Extralight"


Metal "Canna fucile"








Overture



COMPOSIZIONE FOTO PHOTO COMPOSITION

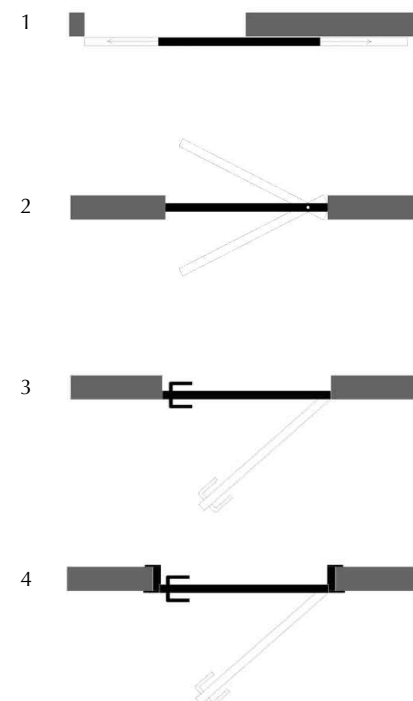


Tipologie ed aperture:

- 1_Scorrevoli
- 2_Pivot system
- 3_Battente a filo muro
- 4_Battente con stipite

Types and openings:

- 1_Slidings
- 2_Pivot system
- 3_Swing door flush with the wall
- 4_Swing door with jamb



Eloise

design Michele Marcon

Porta battente a "filomuro"
Pannelli tamburati legno
Decorativo 3D: Move B
Legno "Rovere Natural"

Flush hinged doors
Wood hollow-core panels
3D decorative: Move B
Wood "Rovere Natural"



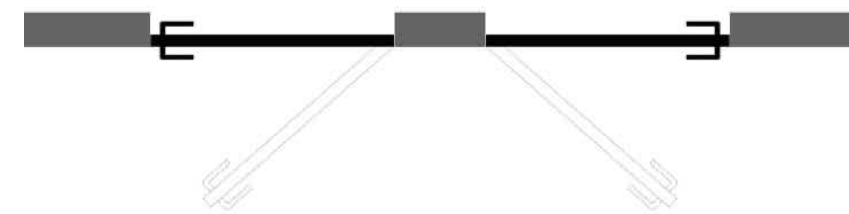
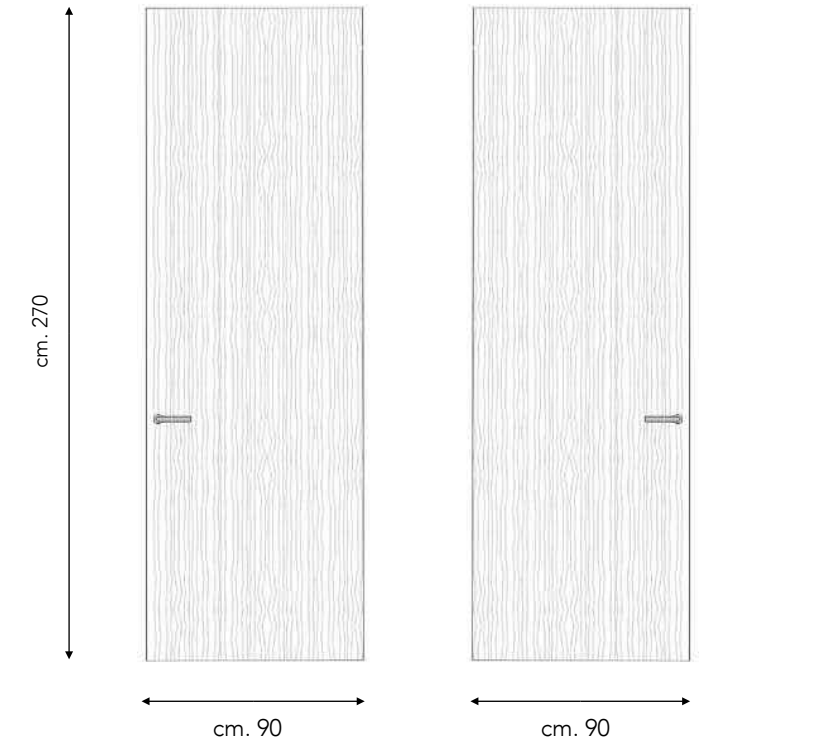




Eloise



COMPOSIZIONE FOTO PHOTO COMPOSITION

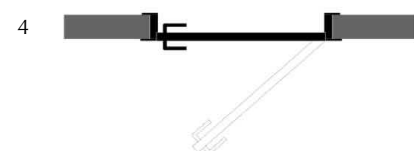
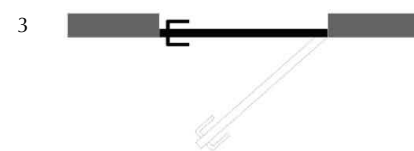
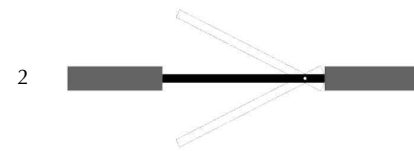


Tipologie ed aperture:

- 1_Scorrevoli
- 2_Pivot system
- 3_Battente a filo muro
- 4_Battente con stipite

Types and openings:

- 1_Slidings
- 2_Pivot system
- 3_Swing door flush with the wall
- 4_Swing door with jamb



Manhattan design Michele Marcon

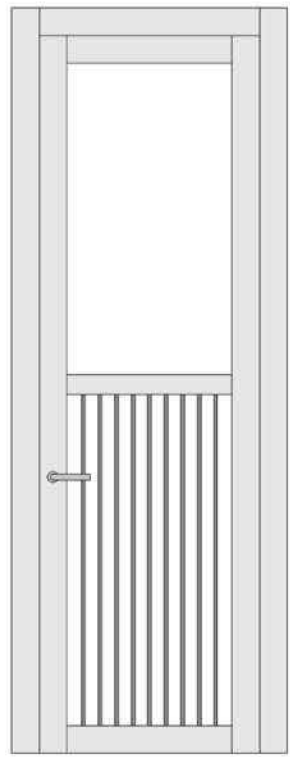
Porta battente legno.
Pannelli in legno e vetro con inserimento tubi in metallo.
Legno "Laccato nero lucido"
Vetro "fumè trasparente" con interno tessuto RUBELLI "Nomboli Argento"
Finitura metallo "Canna fucile"

Wood swing door.
Wood and glass panels with metal tube insertion.
Wood "polished laquered Black"
Glass "Transparent fumè" coupled with RUBELLI "Nomboli Argento" fabric
Metal finish "Rame satinato"





Manhattan

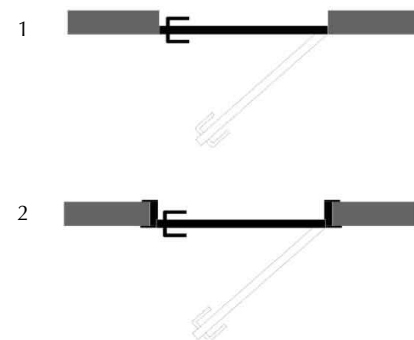


Tipologie ed aperture:

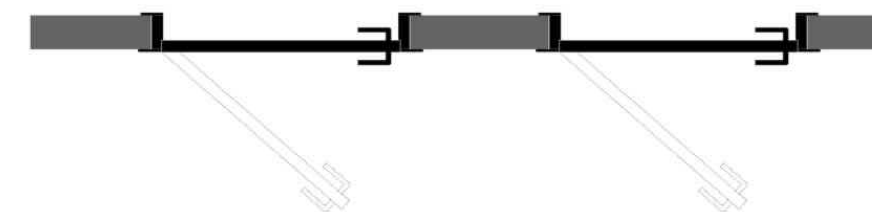
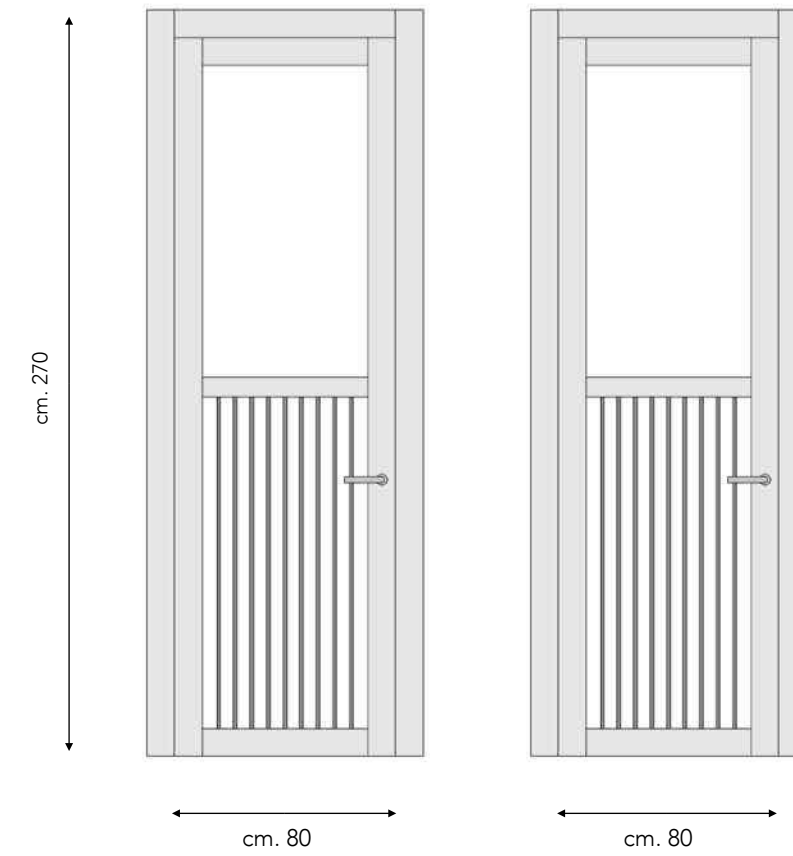
- 1_Battente a filo muro
- 2_Battente con stipite

Types and openings:

- 1_Swing door flush with the wall
- 2_Swing door with jamb




COMPOSIZIONE FOTO
PHOTO COMPOSITION



Victoire design Michele Marcon

Porta battente coordinata a pannellatura
rivestimento muro.
Pannelli tamburati legno
Decorativo 3D: Move K
Legno "Rovere natural"

Swing door coordinated with wall covering
paneling.
Wood hollow-core panels
3D decorative: Move K
Wood "Rovere natural"



Mirage design Michele Marcon

Pannelli con sistema apertura "pivot" integrati a
pannellatura rivestimento muro.
Pannelli tamburati legno
Decorativo 3D: Move M
Legno "Olmo white"

Panels with "pivot" opening system integrated
with wall covering panels.
Wood hollow-core panels
3D decorative: Move M
Wood "Olmo white"



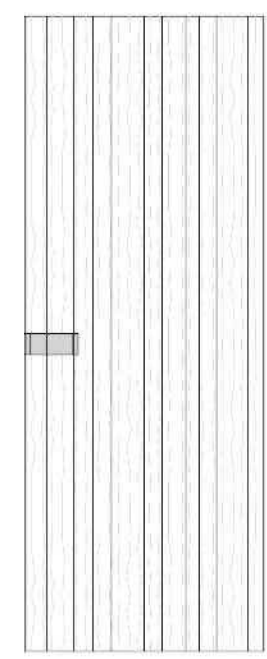




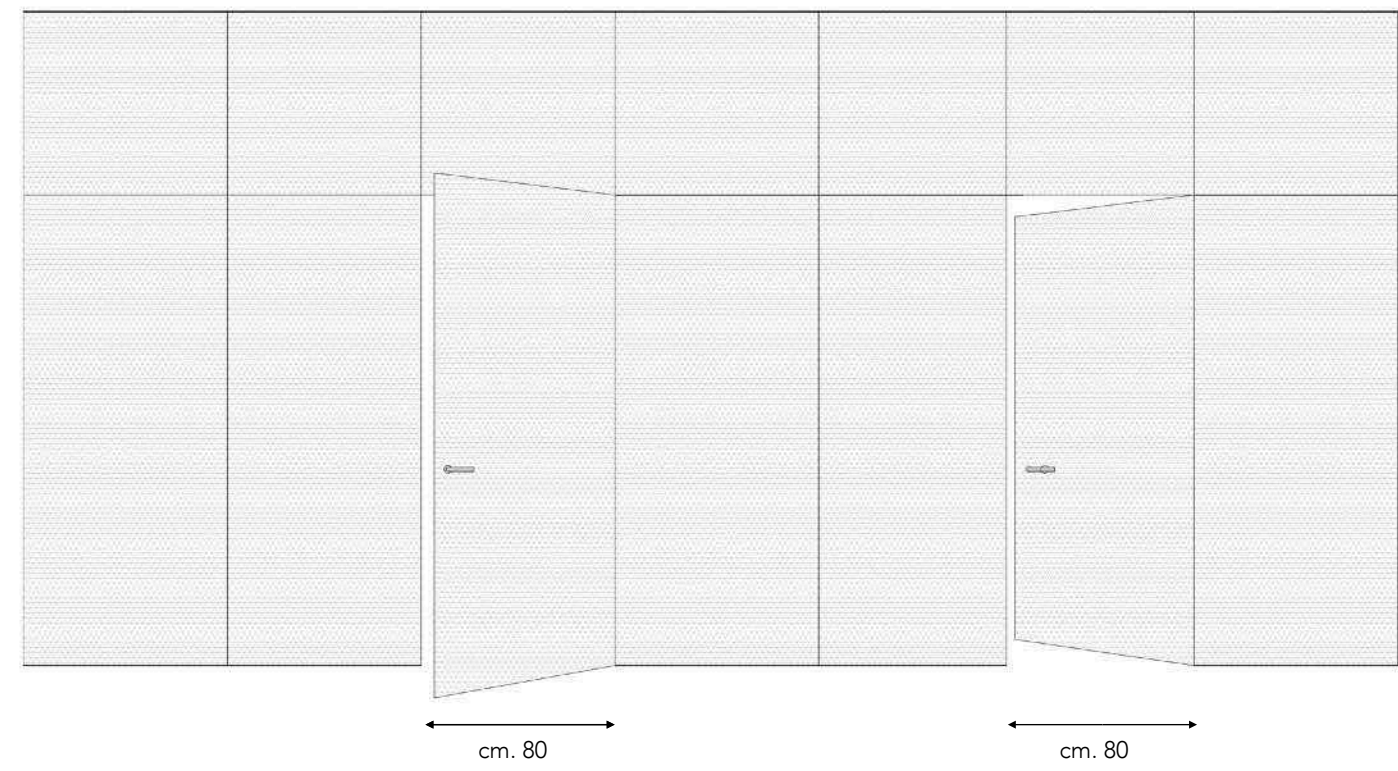
Victoire



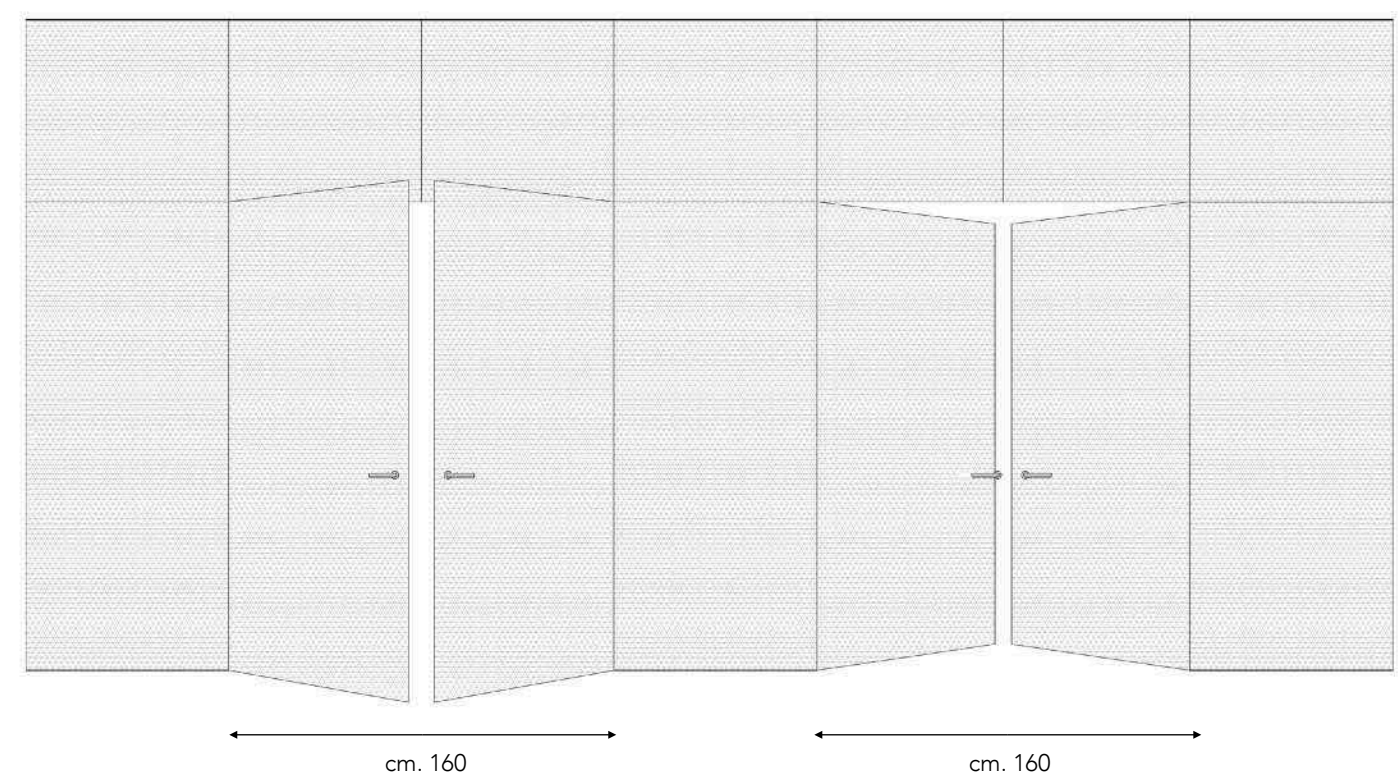
Mirage



COMPOSIZIONE FOTO - BOISERIE A MISURA CON PORTE INTEGRATE
 PHOTO COMPOSITION - MEASURED BOISERIES WITH INTEGRATED DOORS



COMPOSIZIONE FOTO - BOISERIE A MISURA CON PORTE INTEGRATE
 PHOTO COMPOSITION - MEASURED BOISERIES WITH INTEGRATED DOORS



LEGNI - WOOD



LACCATI - LACQUERED (Opaco_Lucido - Matt_Glossy)



METALLI - METALS




VETRI - GLASS




TESSUTO RUBELLI - RUBELLI FABRIC

MOD. "NOMBOLI"




MOD. "CALIPSO"




LEGNI 3D - WOOD 3D

LEGNI 3D - WOOD 3D

MOVE_J Matelassée XL (rombi 56x56)




MOVE_L Matelassée (rombi 28x28)



MOVE_M Foto porte_boiserie MIRAGE



MOVE_K Foto porte_boiserie VICTOIRE



MOVE_C Foto porta mod. GISELLE




MOVE_B Foto porta mod. ELOISE




NATURAL WOOD Foto porte mod. TOULOUSE



MOVE_Y



Mood Metal_Urban



Accurata selezione di materiali piu' funzionali ed ecocompatibili quali legno, vetro ed alluminio dal design minimalista per spazi sofisticati.

Accurate selection of more functional and eco-sustainable materials like wood, glass and aluminum with a minimalist design for sophisticated spaces.

Ogni oggetto che nasce ha la sua anima, la sua essenza, funzionale e comunicativa. Il nostro mestiere è farla uscire nel modo più puro possibile, consapevoli e responsabili del suo impatto culturale, economico e ambientale.

Il progetto contemporaneo deve mirare alla sostenibilità del processo produttivo, del prodotto e dei comportamenti innescati, mentre le esigenze ambientali devono diventare prerequisiti del design contemporaneo.

Abbiamo creato queste nuove collezioni per interni realizzate su misura, utilizzando l'acciaio, l'alluminio, il legno, ferro e il vetro come materiali, riciclabili, riutilizzabili.

Every object has its own soul or essence that is both functional and implied. As designers, our job is to use this essence to create pure designs that consider economic, cultural and environmental impacts.

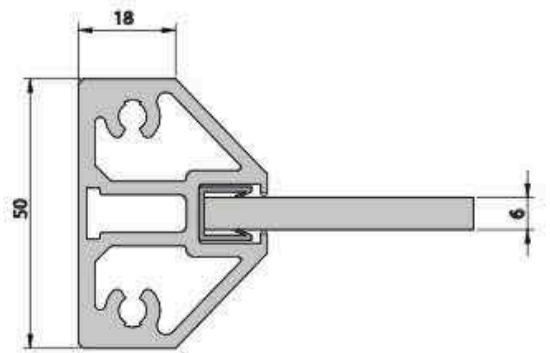
Contemporary projects must make sustainable and environmentally friendly products a requirement of their designs.

We have created these new collections for interiors made to measure, using steel, aluminum, wood, iron and glass as recyclable, reusable materials.

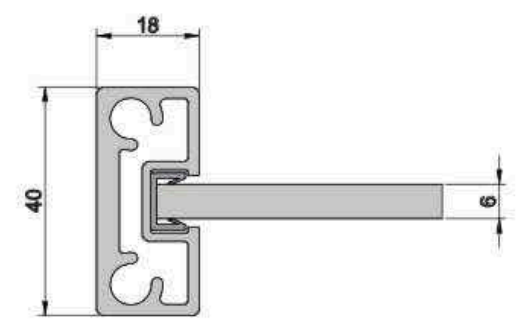


> SIMPLICITY

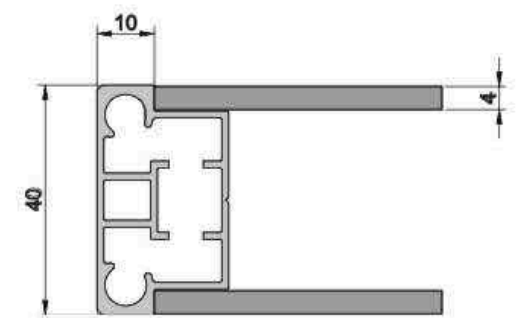
SLIDING DOORS



LIGHT

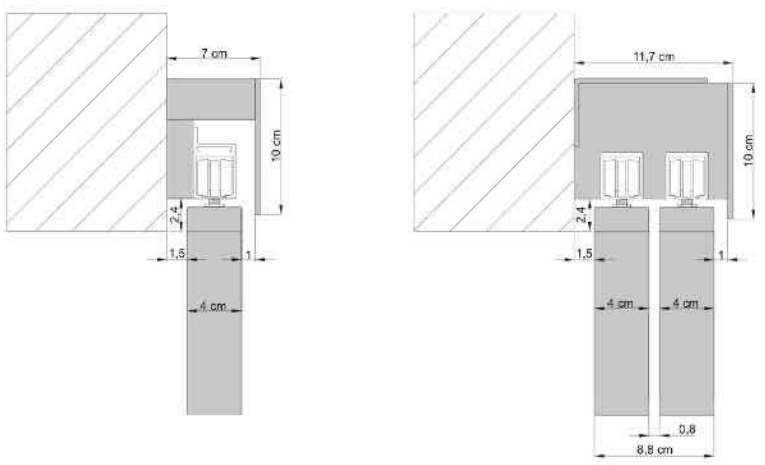


LIGHT LINE

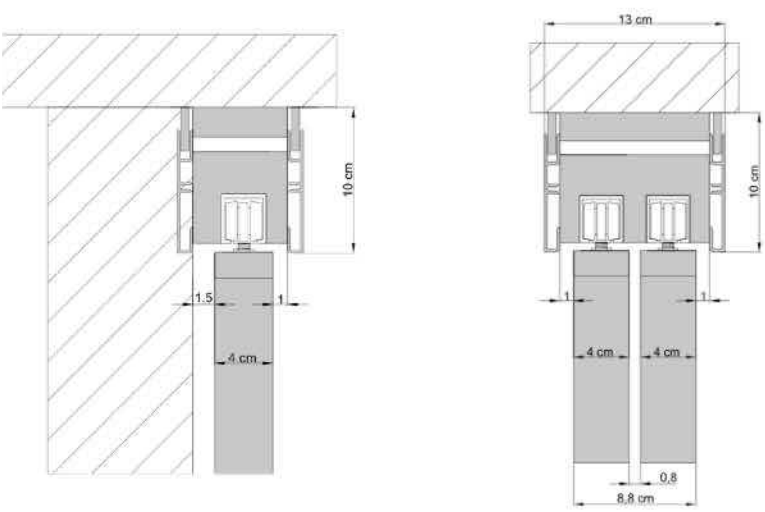


FRAME

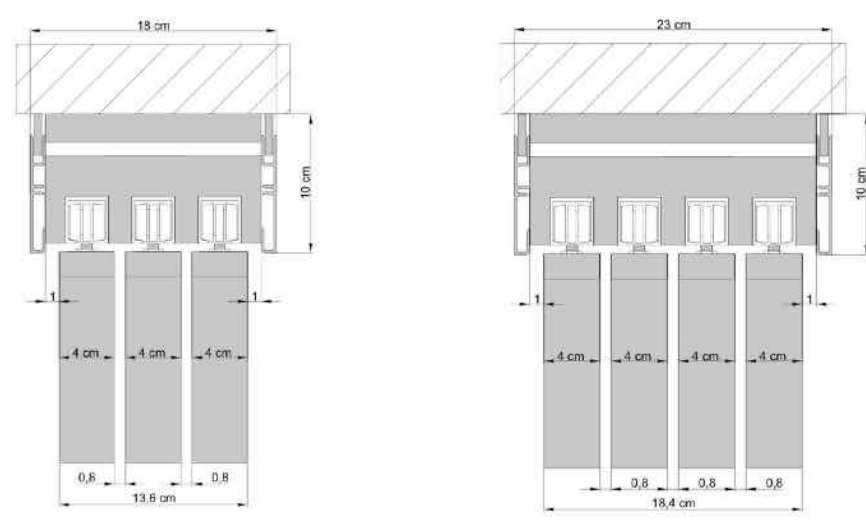
Trave scorrimento a parete singolo e doppio



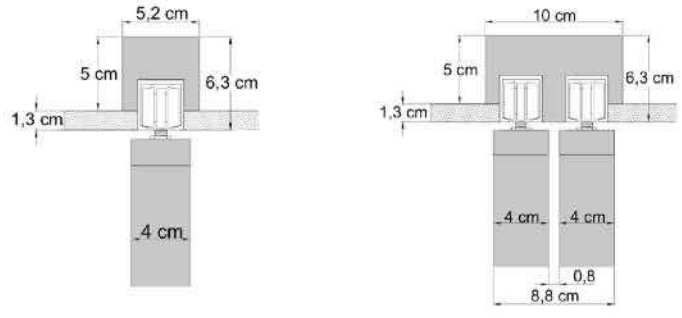
Trave scorrimento a soffitto ad 1 e 2 binari



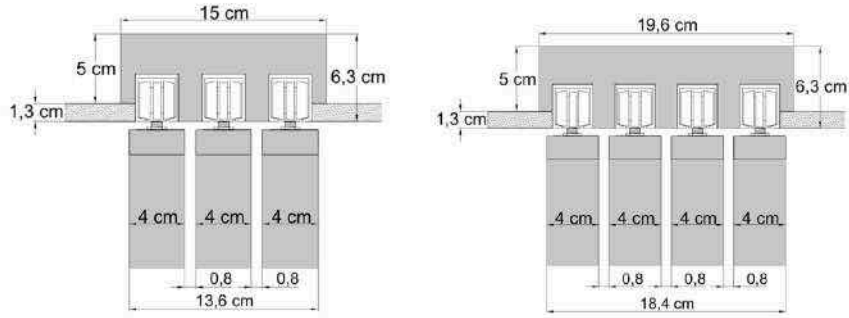
Trave scorrimento a soffitto a 3 e 4 binari



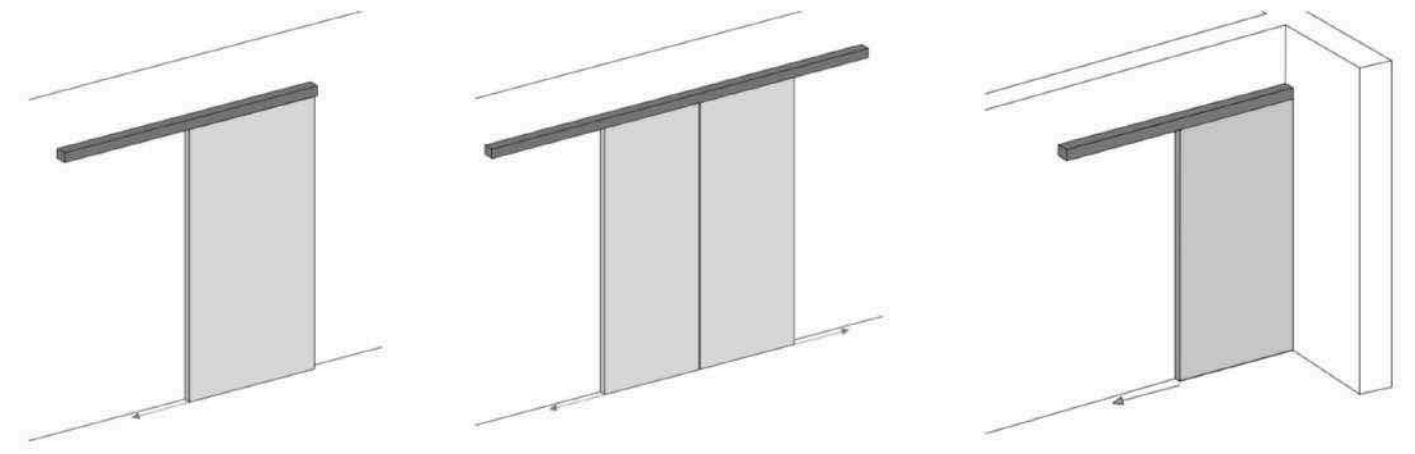
Trave scorrimento ad incasso soffitto ad 1 e 2 binari



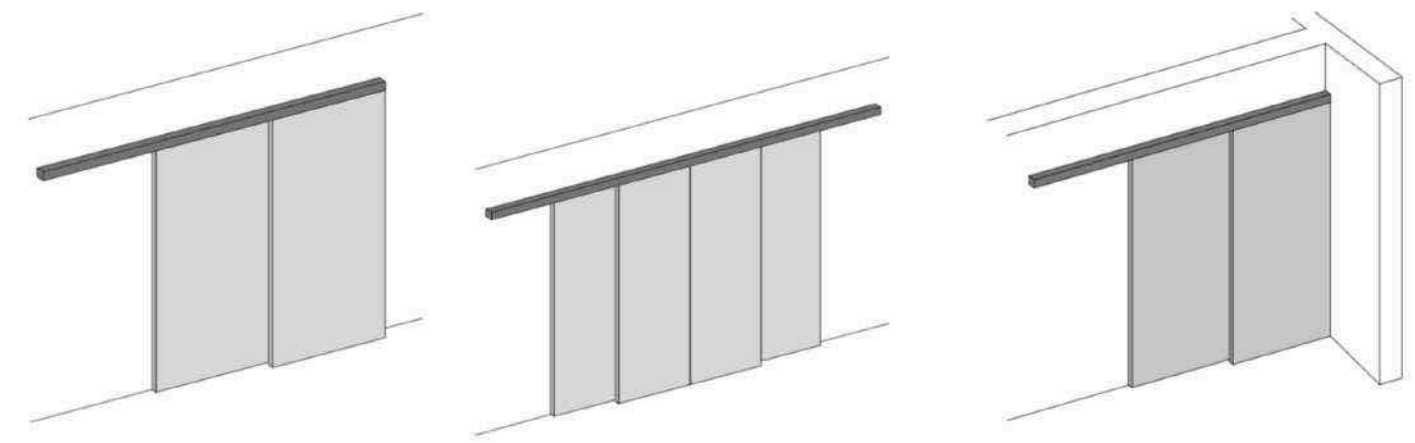
Trave scorrimento ad incasso soffitto a 3 e 4 binari



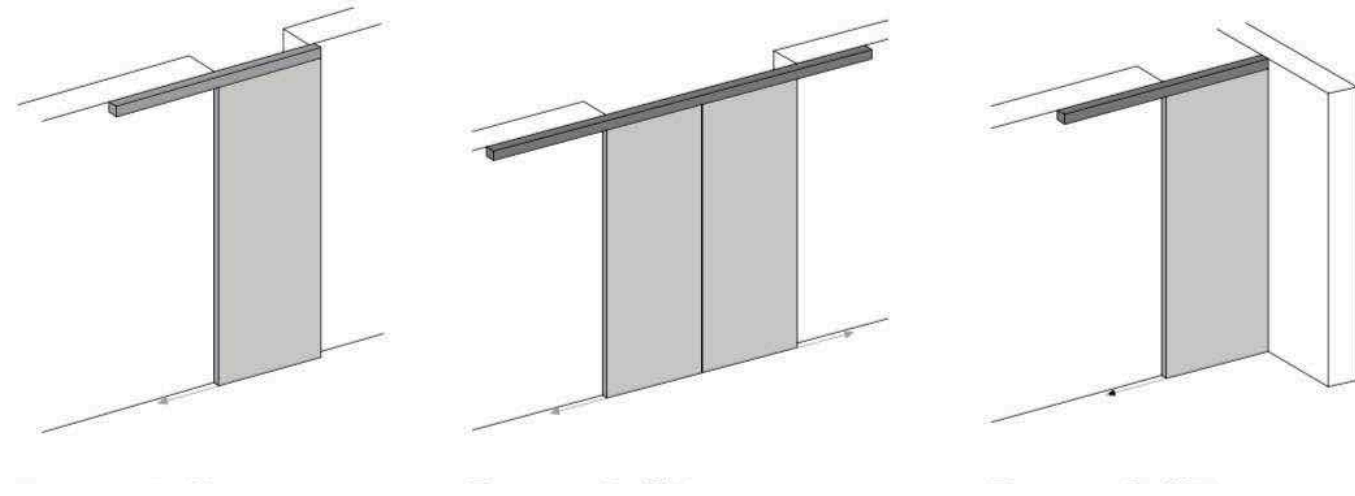
Pannelli scorrevoli_Trave parete singolo binario



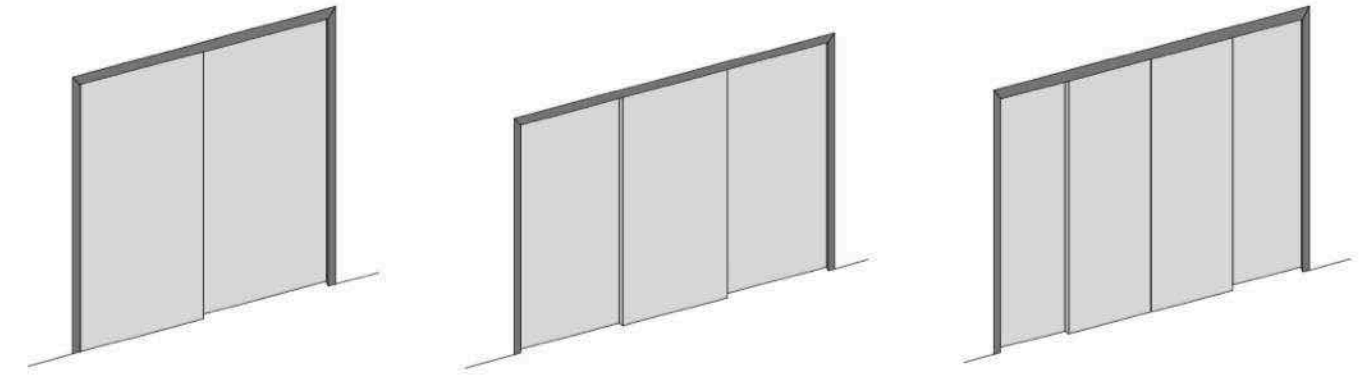
Pannelli scorrevoli_Trave parete doppio binario



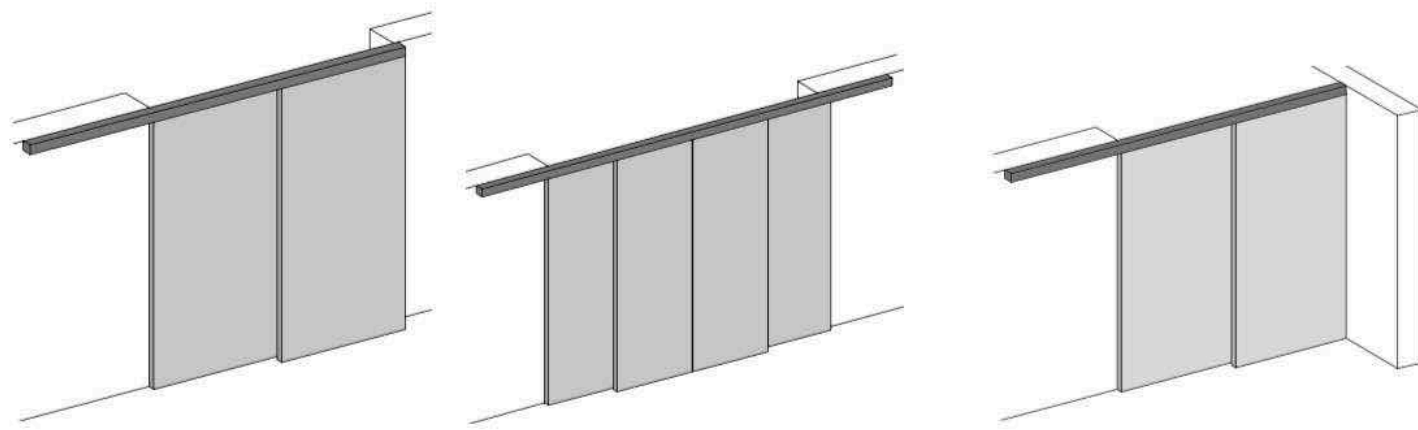
Pannelli scorrevoli a parete_Trave soffitto singolo binario




Pannelli scorrevoli sovrapposti_Trave soffitto a 2 binari



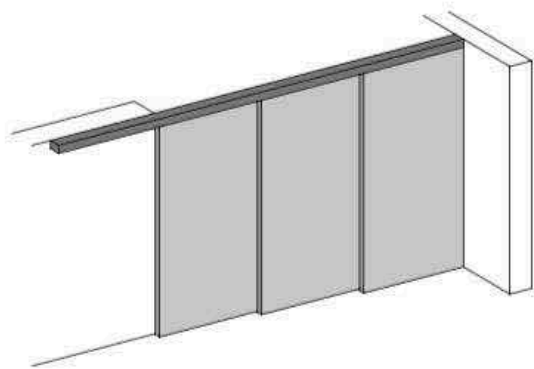
Pannelli scorrevoli a parete_Trave soffitto doppio binario




Pannelli scorrevoli sovrapposti_Trave soffitto a 3 binari




Pannelli scorrevoli a parete_Trave soffitto a 3 binari



Pannelli scorrevoli sovrapposti_Trave soffitto a 4 binari





Light Line

Collezione di pannelli per la suddivisione degli spazi interni.

Possibilità di utilizzo pressochè illimitata, da sempre sistema di suddivisione ambienti, chiusura di nicchie o cabine armadio, fino a creare vere e proprie pareti, suddivisibili con pannelli fissi e scorrevoli.

Collection of panels for subdividing interior spaces.

Possibility of almost unlimited use, always a system of room subdivision, closure of niches or walk-in closets, to create real walls, which can be subdivided with fixed and sliding panels.



PAG. 288

LIGHT LINE - Pannelli scorrevoli doppi a parete con binario ad incasso nel soffitto

Finitura alluminio: cromo lucido

Vetro: acidato fumè

PAG. 289

LIGHT LINE - scorrevoli doppi a parete con binario ad incasso nel soffitto

Finitura alluminio: cromo lucido

Vetro: acidato extralight

PAG. 288

LIGHT LINE - Double wall sliding panels with recessed track in the ceiling

Aluminum finish: polished chrome

Glass: smoked frosted


PAG. 289

LIGHT LINE - Double wall sliding panels with recessed track in the ceiling

Aluminum finish: polished chrome

Glass: extralight etched





LIGHT LINE - Pannelli fissi_scorrevoli con angolo - binario ad incasso nel soffitto

Finitura alluminio: cromo lucido

Vetro: trasparente extralight

cm. 180+360 - altezza cm. 270


LIGHT LINE - Fixed_sliding panels with corner - recessed track-beam in the ceiling

Aluminum finish: polished chrome

Glass: transparent extralight

cm. 180+360 - high cm. 270





LIGHT LINE - Pannelli fissi_scorrevoli - binario ad incasso nel soffitto

Finitura alluminio: anodizzato Nero Nuvolato

Vetro: trasparente extralight

cm. 360 - altezza cm. 300

LIGHT LINE - Fixed_sliding panels - recessed track-beam in the ceiling

Aluminum finish: Nero Nuvolato anodized

Glass: transparent extralight

cm. 360 - hight cm. 300





LIGHT LINE - Pannelli scorrevoli - binario di scorrimento a parete

Finitura alluminio: anodizzato Nero Nuvolato

Vetro: trasparente extralight

cm. 120_240 - altezza cm. 250


LIGHT LINE - Sliding panels - wall sliding rail

Aluminum finish: Nero Nuvolato anodized

Glass: transparent extralight

cm. 120_240 - height cm. 250





LIGHT LINE - Pannello scorrevole interno parete

Finitura alluminio: anodizzato Brown

Vetro: trasparente extralight

cm. 100 - altezza cm. 240

LIGHT LINE - Internal wall sliding panel

Aluminum finish: Brown anodized

Glass: transparent extralight

cm. 100 - height cm. 240




Light

Collezione di pannelli per la suddivisione degli spazi interni.

Possibilità di utilizzo pressochè illimitata, da sempre sistema di suddivisione ambienti, chiusura di nicchie o cabine armadio, fino a creare vere e proprie pareti, suddivisibili con pannelli fissi e scorrevoli.

Collection of panels for subdividing interior spaces.

Possibility of almost unlimited use, always a system of room subdivision, closure of niches or walk-in closets, to create real walls, which can be subdivided with fixed and sliding panels.





LIGHT 00 - Pannelli scorrevoli interno parete con binario a 3 vie

Finitura alluminio: anodizzato Nero

Vetro: Acidato extralight

cm. 330 - altezza cm. 250

LIGHT 00 - Internal wall sliding panels with 3-way track

Aluminum finish: Nero anodized

Glass: extralight etched

cm. 330 - hight cm. 250



LIGHT 00 - Pannelli scorrevoli doppi a parete con binario ad incasso nel soffitto

Finitura alluminio: anodizzato Brown

Vetro: trasparente bronzo

cm. 120 - altezza cm. 270

LIGHT 00 - Double wall sliding panels with recessed track in the ceiling

Aluminum finish: Brown anodized

Glass: transparent bronze

cm. 120 - high cm. 270



LIGHT 01 - Pannelli scorrevoli doppi interno parete

Finitura alluminio: anodizzato Argento

Vetro: trasparente extralight

cm. 280 - altezza cm. 220

LIGHT 01 - Double internal wall sliding panels

Aluminum finish: Argento anodized

Glass: transparent extralight

cm. 280 - high cm. 220



LIGHT 01 - Pannelli scorrevoli ad angolo a parete con binario ad incasso nel soffitto
Finitura alluminio: anodizzato Argento
Vetro: bianco latte

LIGHT 01 - Wall corner sliding panels with recessed track in the ceiling
Aluminum finish: Argento anodized
Glass: bianco latte





Frame

Collezione di pannelli per la suddivisione degli spazi interni.

Pannelli in alluminio abbinati a doppio vetro retro-laccato inserito a filo telaio alluminio ambo i lati.

Collection of panels for subdividing interior spaces.

Aluminum panels combined with double back-lacquered glass inserted flush with the aluminum frame on both sides.





FRAME - Pannello scorrevole a parete con binario ad incasso nel soffitto

Finitura alluminio: Bianco

Vetro: doppio vetro laccato bianco

FRAME - Sliding wall panel with recessed track in the ceiling

Aluminum finish: White

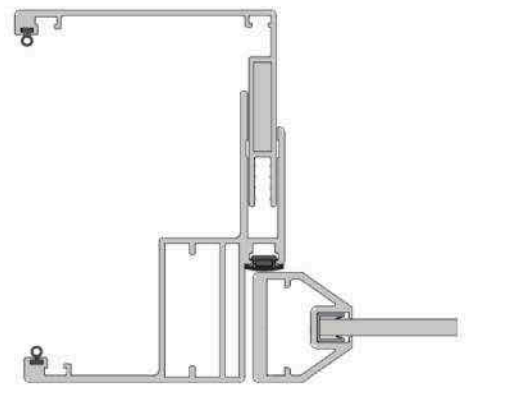
Glass: double white lacquered glass



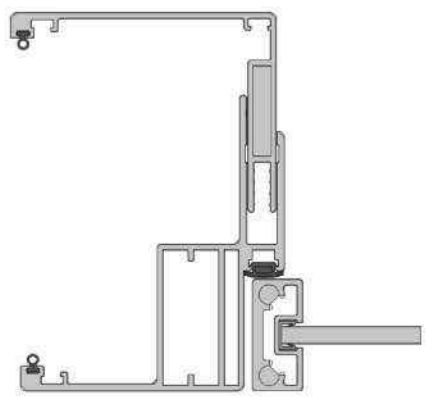
SWING DOORS

PORTE BATTENTI CON STIPITE

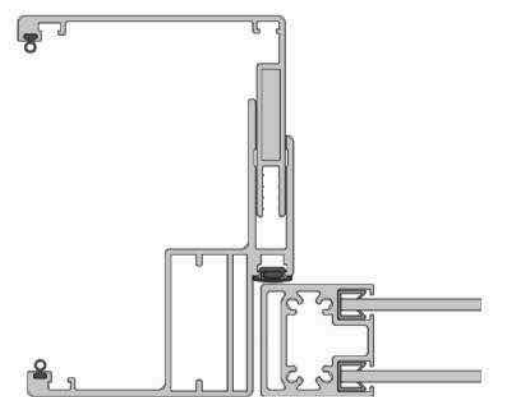
SWING DOOR WITH FRAME



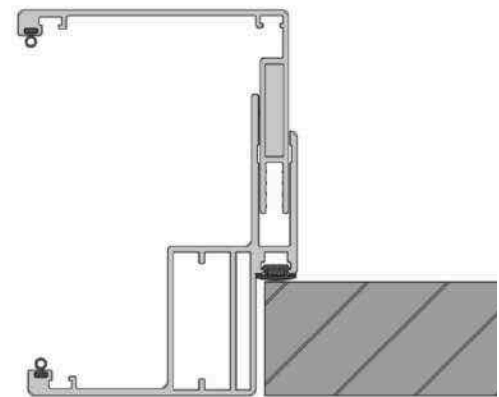
LIGHT



LIGHT LINE



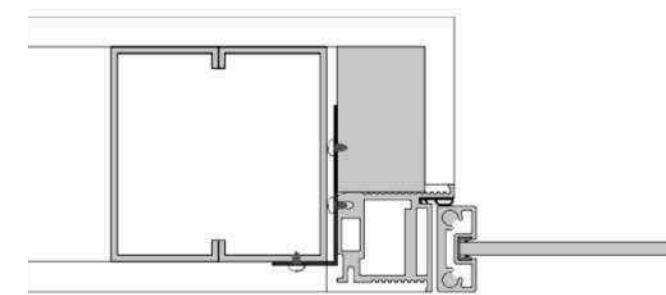
LIGHT PLUS



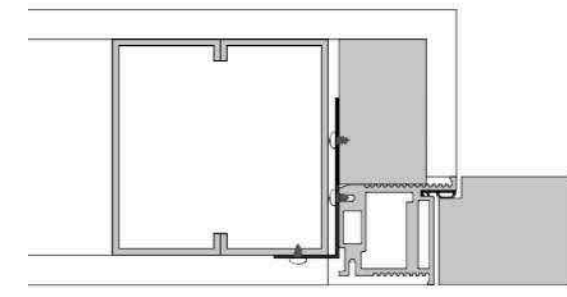
LIGHT UNIVERSAL

PORTE BATTENTI FILOMURO

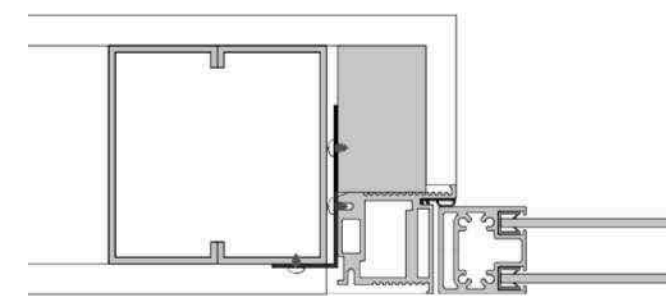
FLUSH-TO-WALL SWING DOOR



LIGHT LINE

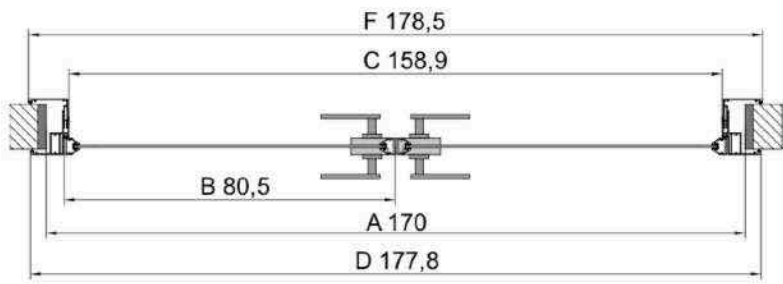

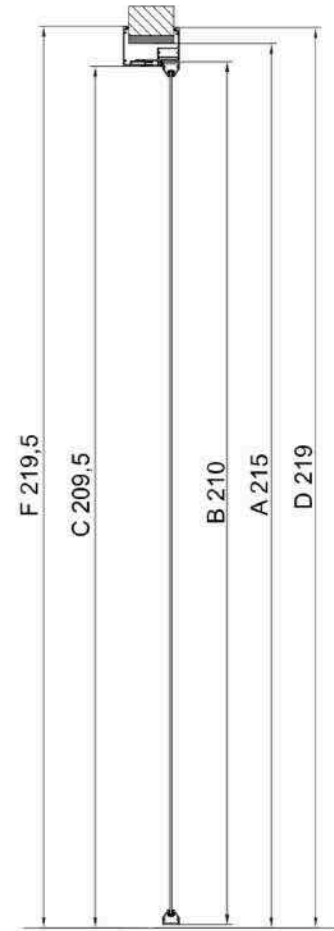
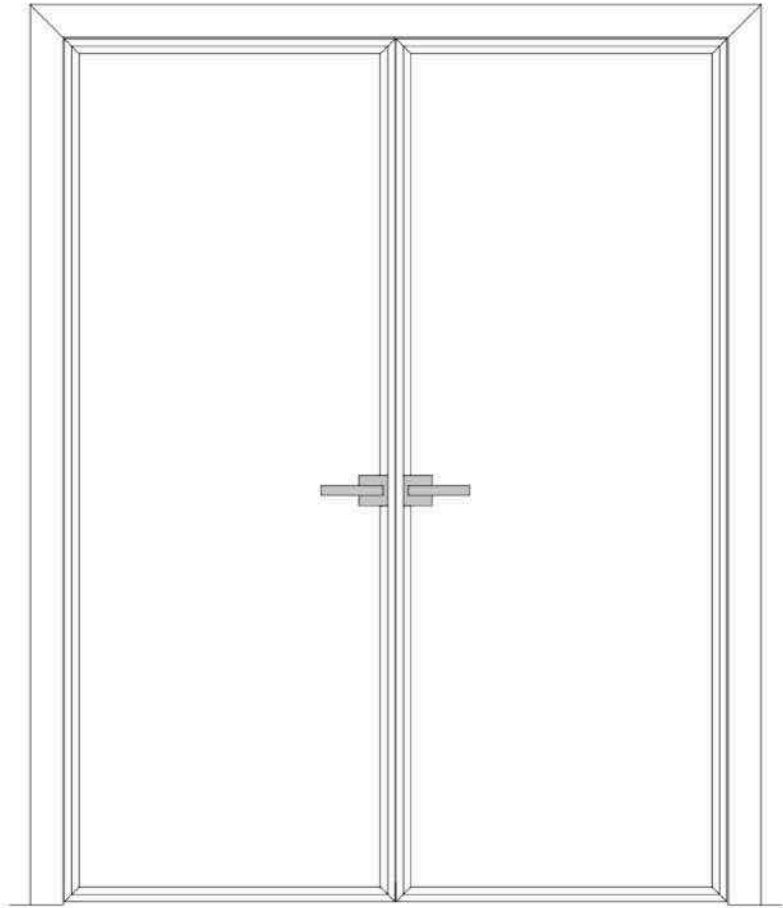
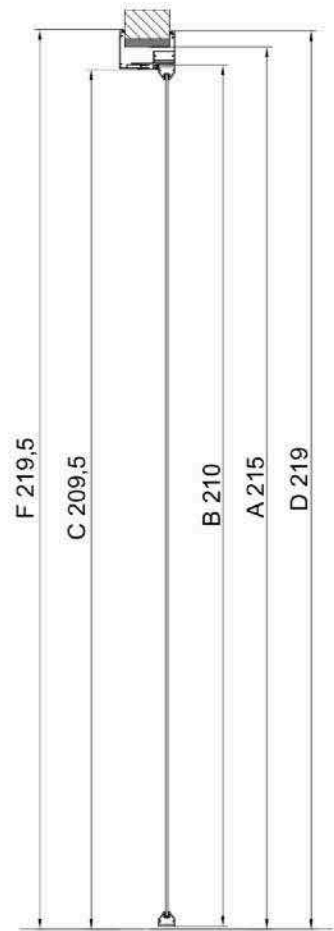
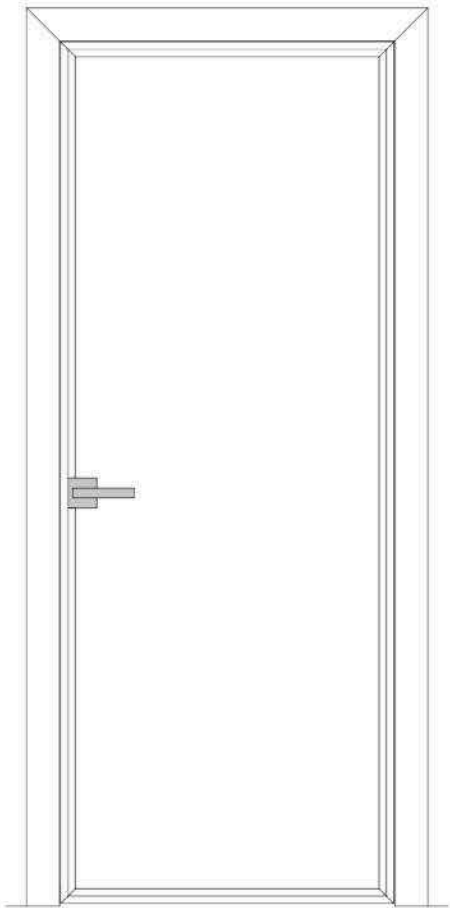


PORTRAIT - LIGHT UNIVERSAL

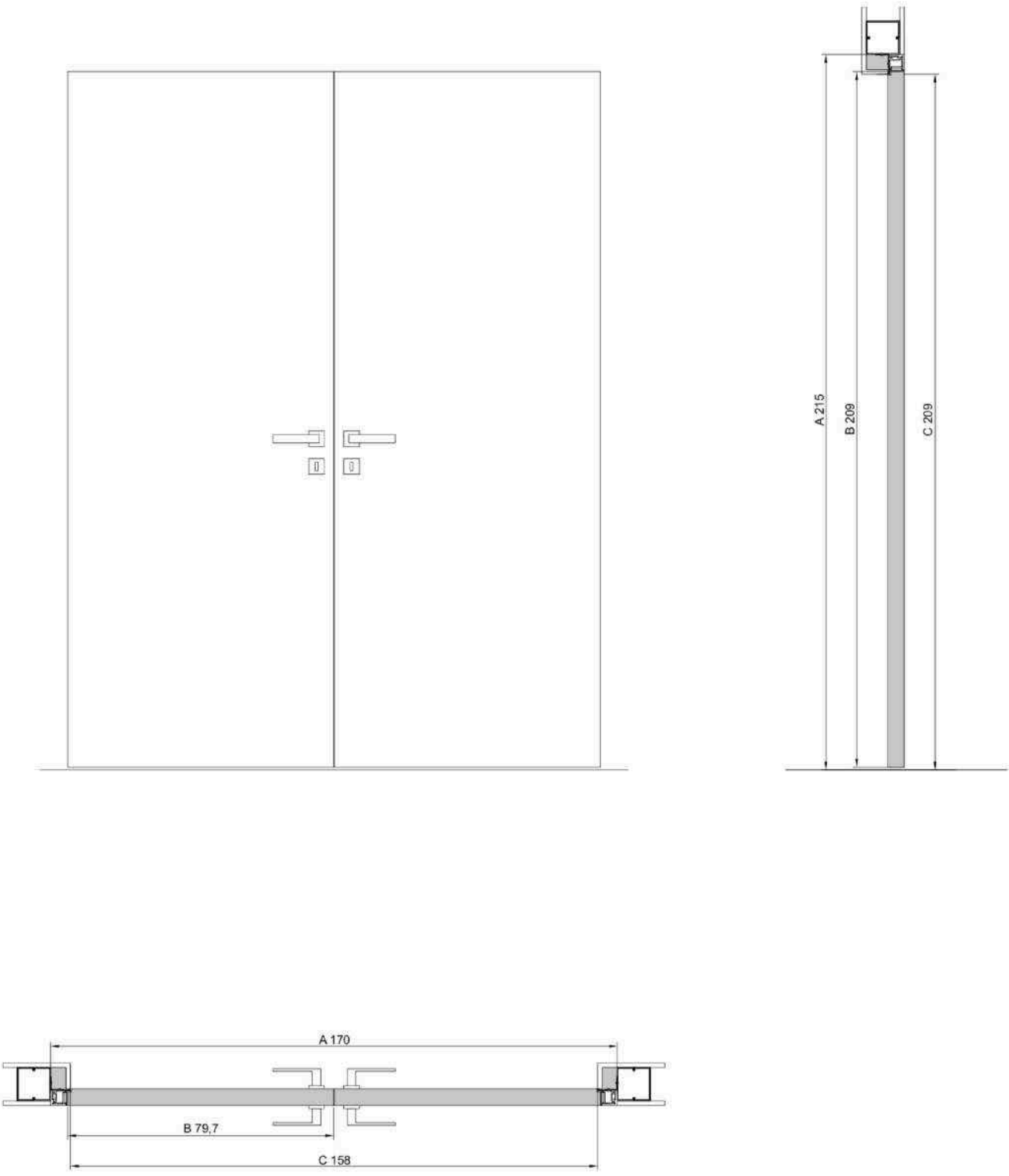
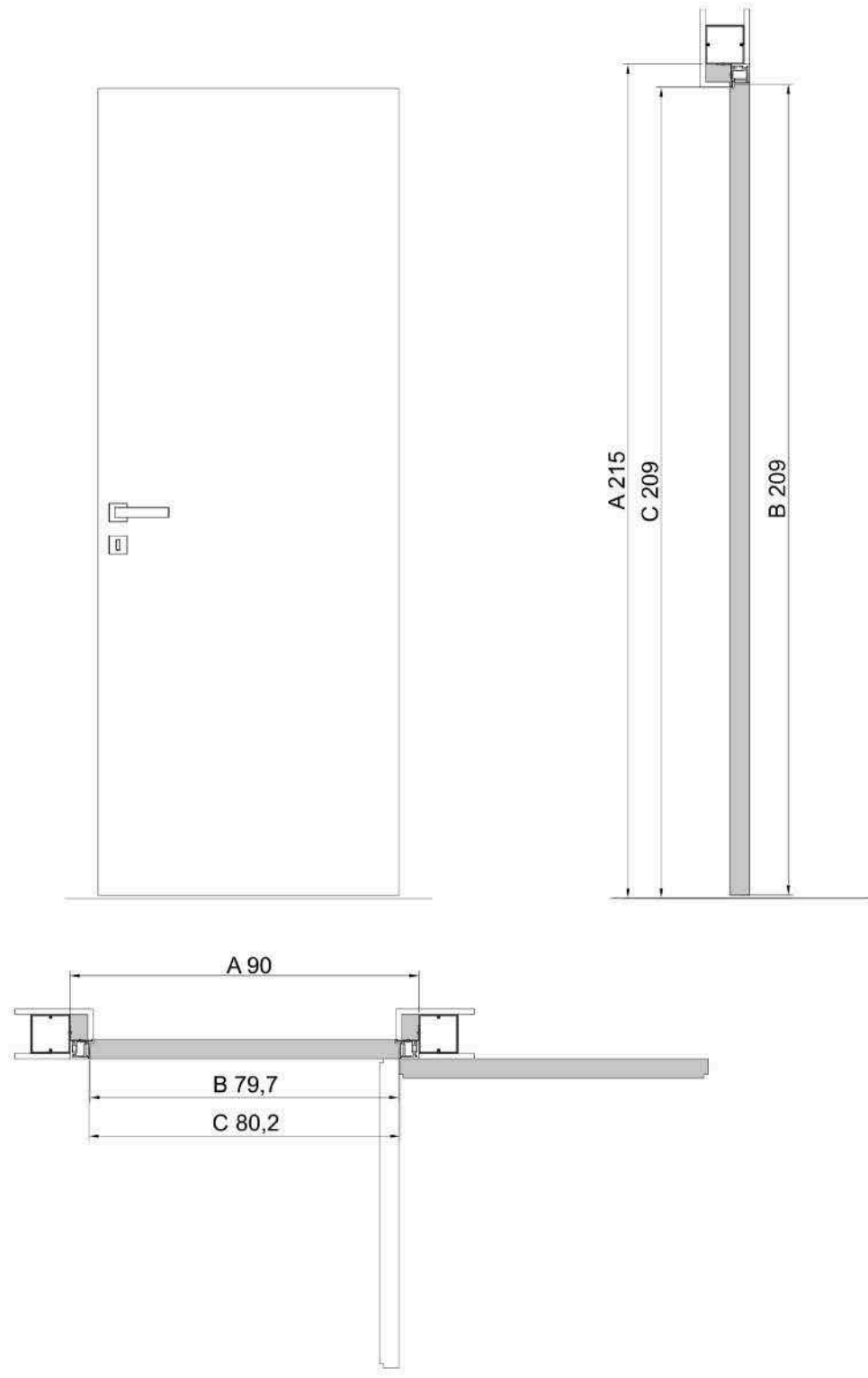


LIGHT PLUS

Porte battenti con stipite
Swing door with frame



Porte battenti filomuro
Flush-to-wall swing door





Light

Collezione di porte battenti con stipiti telescopici in alluminio anodizzato.
Anta con telaio in alluminio anodizzato e pannello centrale a vetro.
Cerniere a perno

Collection of hinged doors with telescopic jambs in anodized aluminum.
Door with anodized aluminum frame and central glass panel.
Pin hinges





LIGHT - Porta battente con stipite
 Finitura alluminio: anodizzato Argento
 Vetro: Acidato extralight

LIGHT - Swing door with frame
 Aluminum finish: Argento anodized
 Glass: extralight etched



Light line

Collezione di porte battenti con stipiti telescopici in alluminio anodizzato o a filo muro.

Anta con telaio in alluminio anodizzato e pannello centrale a vetro.

Cerniere a perno registrabili.

Collection of hinged doors with telescopic jambs in anodized aluminum or flush with the wall.

Door with anodized aluminum frame and central glass panel.

Adjustable pin hinges.



LIGHT LINE- Porta battente doppia a filomuro


Finitura alluminio: cromo lucido

Vetro: trasparente extralight

LIGHT LINE - flush-to-wall double swing door

Aluminum finish: polished chrome

Glass: transparent extralight



**LIGHT LINE** - Porta battente con stipite

- 1- Alluminio anodizzato Argento - Vetro acidato extralight
- 2- Alluminio anodizzato Brown - Vetro acidato bronzo
- 3- Alluminio anodizzato Nero Nuvolato - Vetro acidato fumè

LIGHT LINE - Swing door with frame

- 1- Silver anodized aluminum - Extralight etched glass
- 2- Brown anodized aluminum - Bronze etched glass
- 3- Nero Nuvolato anodized aluminum - Smoked etched glass



Light Plus

Collezione di porte battenti con stipiti telescopici in alluminio anodizzato. Anta con telaio in alluminio anodizzato e pannello centrale con doppio vetro. Cerniere a scomparsa registrabili.

Collection of hinged doors with telescopic jambs in anodized aluminum. Door with anodized aluminum frame and central panel with double glass. Adjustable concealed hinges.




LIGHT PLUS - Porta battente a doppiovetro con stipite
 Finitura alluminio: anodizzato Argento
 Vetro: acidato extralight

LIGHT PLUS - Double-glazed swing door with jamb
 Aluminum finish: Argento anodized
 Glass: extralight etched



LIGHT PLUS - Porta battente con stipite e pannello legno
Finitura alluminio: anodizzato Argento
Legno: Rovere Natural

LIGHT PLUS - Swing door with jamb and wood panel
Aluminum finish: Argento anodized
wood: Rovere Natural



Light Universal

Collezione di porte battenti con stipiti telescopici in alluminio anodizzato.
Anta in legno tamburato e rivestita in essenza o laccata.
Cerniere a scomparsa registrabili

Collection of hinged doors with telescopic jambs in anodized aluminum.
Door in honeycomb wood and veneered or lacquered.
Adjustable concealed hinges

LIGHT UNIVERSAL - Porta battente pannello legno laccato

Finitura alluminio: anodizzato Argento

Legno: Laccato bianco opaco

LIGHT UNIVERSAL - Swing door lacquered wood panel

Aluminum finish: Argento anodized

wood: Matt white lacquered





LIGHT UNIVERSAL - Porta battente pannello legno

Finitura alluminio: anodizzato Argento

Legno: Rovere Walnut

LIGHT UNIVERSAL - Swing door wood panel

Aluminum finish: Argento anodized

wood: Rovere Walnut



Portait

Porta battente con stipite a filo muro.
Anta rivestita in metallo sp.0,8 mm.
Cerniere a scomparsa registrabili.

Swing door with jambs flush with the wall.
Door covered in metal 0.8 mm thick.
Adjustable concealed hinges.





PORTRAIT - Porta battente a filo muro - rivestita in metallo
Finitura metallo: Lamiera nera

PORTRAIT - Flush-to-wall swing door - covered in metal
Metal finish: Lamiera nera

LEGNI - WOODS



LACCATI - LACQUERED (Legni, Metalli e vetri _ Woods, Metals and Glass)




VETRI - GLASS




TESSUTO RUBELLI - RUBELLI FABRIC

MOD. "NOMBOLI"



MOD. "CALIPSO"



METALLI - METALS





QUALITÀ E AMBIENTE

Il rispetto del territorio è un concetto fondamentale nella filosofia di BOSCAVENEZIA, un approccio aziendale dove ogni progetto, materiale utilizzato e lavorazione delle porte coniugano innovazione tecnologica e attenzione alle risorse. L'amore per i materiali naturali utilizzati rappresenta la responsabilità per garantire la tutela e la salvaguardia dell'ambiente. L'impegno costante nella selezione delle materie prime, dei fornitori e l'ottimizzazione delle risorse naturali è volto al desiderio di preservare e migliorare le condizioni ambientali per le generazioni future.


QUALITY AND ENVIRONMENT

For BOSCAVENEZIA, the respect for our land is a key concept in the way we work. As we produce our doors, every design, material, and process combines technological innovation and care for our natural resources. Our use of natural materials witnesses our commitment to protect and preserve the environment. Our constant efforts in the selection of raw materials and suppliers and in streamlining the use of natural resources is fuelled by our desire to preserve and improve the environment for future generations.

BOSCAVENEZIA CONTRACT

La divisione Contract di BOSCAVENEZIA collabora con architetti, designer, progettisti, società di costruzioni e developer nel mondo. L'obiettivo è offrire soluzioni dedicate tramite la gestione sartoriale del progetto e della produzione, in abbinamento al servizio offerto di definizione tecnica e sviluppo dei dettagli per soddisfare ogni esigenza progettuale, funzionale ed estetica.

The BOSCAVENEZIA Contract division collaborates with architects, designers, designers, construction companies and developers worldwide. The objective is to offer dedicated solutions through the sartorial management of the project and production, combined with the technical definition and detail development service offered to satisfy every design, functional and aesthetic requirement.



Design: Michele Marcon

Render: Neiko srl
Helios Digital

AD, Styling: DS studio

Printing: Grafiche Gemma

Printed in Italy



Prodotto interamente in Italia.

Entirely made in Italy.

Boscavenezia s.r.l.

NOTA: alla Boscavenezia s.r.l. è riservata la facoltà di apportare ai propri modelli qualsiasi modifica estetica, tecnica, nelle dimensioni e nei colori, ritenuta necessaria, nonché la facoltà di sospendere la produzione in qualunque momento senza preavviso, rinunziata fin d'ora da parte del committente ogni conseguente richiesta risarcitoria. Si declina ogni responsabilità relativa ad eventuali inesattezze contenute in questo catalogo, se dovute ad errori di stampa o trascrizioni. Nessun contenuto di questo catalogo può essere copiato, riprodotto anche parzialmente, ripubblicato, trasmesso o distribuito in qualunque forma, senza autorizzazione scritta della Boscavenezia s.r.l.

NOTE: Boscavenezia s.r.l. reserves the right to make any and all necessary esthetic, technical, colour or size modifications in order to enhance use and esthetic value, and may suspend the production cycle at any moment without notice. Such instances may not be subject to claim by the client. We decline all responsibilities for any possible uncertainties due to misprints in this catalogue. None of the material in this catalogue can be copied, reproduced, republished or distributed in any or partial way unless a written authorization is given from the company Boscavenezia s.r.l.

Boscavenezia srl
Via Giardino n. 11
30174 Venezia - Italy

Laboratorio e showroom
Via Cornara C. n. 17
35010 Massanzago (PD) Italy
Tel +39 049 9395102

www.boscavenezia.it
info@boscavenezia.it